



ACTUALIZACIÓN · 2021 · UPDATE  
TARIFA PVP - PRICE LIST  
**V1 CATALOGUE**

## CONDICIONES DE VENTA

### 1.- GENERALES

Los precios de esta tarifa están sujetos al impuesto del valor añadido (I.V.A.). Correrá por cuenta los clientes el impuesto del valor que esté en vigor en cada momento.

MIÑO garantiza todos sus productos expuestos a la venta contra cualquier defecto de fabricación y materiales, no haciéndose responsable de la inadecuada utilización o manipulación de los mismos.

En cualquier caso, la responsabilidad de Miño está limitada al valor del producto adquirido.

Miño no está obligado a sustituir ningún producto sin el informe técnico de nuestro Departamento de Calidad.

Todos los productos de este catálogo han sido fabricados de acuerdo con la norma europea. Nos reservamos el derecho, en todo momento, de retirar de la venta ciertos artículos y modificar, por razones técnicas, datos y componentes de los mismos.

MIÑO SE RESERVA EN TODO MOMENTO EL DERECHO A VARIAR SUS PRECIOS SIN PREVIO AVISO. SE APLICARÁN LAS TARIFAS VIGENTES EN LA FECHA DE RECEPCIÓN DEL PEDIDO.

Todo pedido implica la aceptación sin reservas de nuestras condiciones.

Toda disposición contraria a ellas, solamente será válida si es aceptada por escrito por Miño. Cualquier otra condición especial que se pudiera dar, será motivo de consulta.

Cualquier controversia o litigio relativo a los pedidos o condiciones generales será solventada por los tribunales de Lugo, renunciando expresamente el cliente a que se resuelvan en los de su jurisdicción.

### 2.- TRANSPORTE

Todos los pedidos se cumplimentarán a PORTES PAGADOS, siendo franco de portes los pedidos superiores a 250€. A los pedidos inferiores a esta cifra se le cargará en factura el importe correspondiente a los portes, salvo indicación expresa en contra por parte del cliente.

Cuando la mercancía sea enviada por nuestro transporte y a portes pagados, lo hace asegurada, por lo tanto tiene el cliente 48 horas para hacer cualquier reclamación atribuida al transporte.

En caso de que el transporte sea designado por el comprador, éste irá a su cargo aunque el importe del pedido sea superior al mínimo estipulado, sin seguro de transporte por nuestra parte, con lo que la reclamación la debe de hacer el cliente a su agencia.

Para la venta a las Islas Canarias, el porte se entiende pagado hasta el puerto peninsular de origen, siendo por cuenta del cliente todos los demás gastos ocasionados hasta la entrega del material.

NO SE CUMPLIMENTARÁN PEDIDOS INFERIORES A 150€ NETOS (SALVO REPUESTOS)

### 3.- FORMA DE PAGO

Las modalidades de pago serán las que a continuación detallamos:

- Giro bancario con vencimiento ya estipulado según acuerdo con los clientes
- Pagaré que se enviará dentro de los 15 días siguientes a la fecha de factura y con el vencimiento acordado.

### 4.- DEVOLUCIÓN MATERIAL

En discrepancias por diferencias observadas en la recepción del material:

- Se atenderán todas aquellas reclamaciones que se planteen dentro de las 24 horas siguientes a su recepción.
- No se admitirá ninguna devolución de material sin previa autorización por escrito por parte de nuestra empresa.
- Las devoluciones de material concedidas por la empresa, deben de realizarse siempre por nuestro medio de transporte habitual: DHL. No se aceptarán devoluciones que vengan a portes debidos por otras agencias que las nombradas.
- Una vez obre en nuestros almacenes la mercancía devuelta, procederemos a su abono, tras una revisión total de la misma, con o sin depreciación dependiendo del estado de la misma.
- Cuando se realice un envío a las Islas Canarias, la reclamación la deben de hacer a su transporte habitual.

## TERMS OF SALE

### 1.- OVERALL SALES TERMS

The prices of this list are subject to the value-added tax (V.A.T.). Customers would have to assume the value-added tax in force at each moment.

MIÑO guarantees all its products exposed to sale against any manufacturing and material defect, not being responsible for improper use or manipulation.

In any case, Miño's liability is limited to the value of the purchased product.

Miño is not compelled to replace any product without the technical report of our Quality Department.

All products in this catalog have been manufactured meeting European standards. We reserve the right, at all times, to withdraw from sale certain items and modify for technical reasons their data and components.

MIÑO RESERVES THE RIGHT AT ALL TIMES TO VARY ITS PRICES WITHOUT PRIOR NOTICE. THE RATES IN FORCE WILL BE APPLIED ON THE DATE OF RECEIPT OF THE ORDER.

All orders imply unreserved acceptance of our conditions.

Any provisions contrary to them will only be valid if accepted in writing by Miño. Any other special conditions will be reason for enquiries.

Any controversy or litigation related to orders or general conditions will be solved by the courts of Lugo, customers expressly renounce them to be resolved in courts of its jurisdiction.

### 2.- SHIPPING

All orders will be fulfilled POSTAGE-PAID, being the carriage paid over 250€ for Spain and Portugal, over 400€ for France and 500€ for other European countries. Orders below this figure will be charged in invoice the proportional amount to postage, unless expressly stated otherwise by the customer.

Goods shipped by our transport and carriage paid are insured, therefore customers have 48 hours to stake any claim related to the transport.

In the event that transport is designated by the customer, even if the order amount exceeds the stipulated minimum, it will be charged to the customer without any transport insurance on our part. Therefore any claims must be made by the customer to his/her designated agency.

For sale to the Canary Islands, carriage is only paid to the mainland port of origin, being all other expenses incurred until the delivery of the material paid by the customer.

ORDERS FOR LESS THAN 150€ NET WILL NOT BE FULLFILLED (EXCEPT FOR SPARE PARTS)

### 3.- PAYMENT METHODS

The methods of payment are detailed below:

- Bank draft with due date following prior agreement with the customer
- Promissory note sent within 15 days after invoice date and due date following prior agreement with the customer

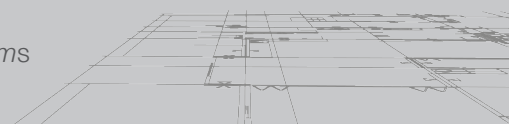
### 4.- RETURNING ITEMS

In discrepancies due to differences observed in the reception of the shipment:

- All claims staked within 24 hours after the receipt of the shipment will be addressed.
- No returns will be accepted without prior written authorization from our company.
- Returns granted by the company must always be made by our usual transport company: DHL. Returns arrived at our expense by other agencies than those named will not be accepted.
- Once the returned items are in our warehouse, we will proceed to its payment after a complete inspection, with or without depreciation depending on the condition of the items.
- Claims regarding shipments to Canary Islands must be staked to your usual transport company.

# ARCHITECTURAL LIGHTING

Hostelería y restauración, espacios de trabajo, zonas de exposición  
Restaurants and hotels, work spaces, exhibition areas and showrooms



## OBSERVACIONES

La presente tarifa PVP, actualizada en abril de 2021, se corresponde con el Catálogo V1 de Maslighting LED publicado en la misma fecha. Se diferencian productos con sus distintas opciones:

**STANDARD:** Artículo estándar. Disponibilidad inmediata salvo rotura de stock.

**CONFIG:** Artículo configurable con cambio de CCT, lente y/o reflector. Corresponde a las diferentes referencias que se pueden configurar para cada producto según las instrucciones indicadas en Catálogo V1. Consultar disponibilidad y plazo de entrega.

**DIM:** Artículo con modo de regulación 1..10V. Consultar disponibilidad y plazo de entrega.

**DALI/PUSH:** Artículo con modo de regulación DALI o PUSH. Consultar disponibilidad y plazo de entrega.

**APP:** Artículo con modo de regulación y control smart vía app. Consultar disponibilidad y plazo de entrega.

**CUSTOM:** Artículo adaptado a aplicaciones especiales de alimentación (MEAT, FISH, BREAD, FRUIT) y CRI>90. Consultar disponibilidad y plazo de entrega.

## REMARKS

This recommended retail price list, updated in April 2021, corresponds to the Maslighting LED Catalog V1 published on the same date. The following products are defined by their different options:

**STANDARD:** Standard product. Immediate availability except in case of stockout.

**CONFIG:** Configurable product with different CCT, lenses and/or reflectors. It corresponds to the different references that may be configured for each product according to the instructions indicated on the Catalogue V1. Check availability and delivery time.

**DIM:** Product with 1..10V dimming function. Check availability and delivery time.

**DALI/PUSH:** Product with DALI or PUSH dimming function. Check availability and delivery time.

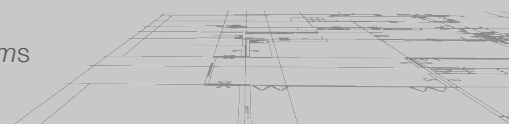
**APP:** Product with smart control & dimming function, via app. Check availability and delivery time.

**CUSTOM:** Product customized for special applications at the retail & food sector (MEAT, FISH, BREAD, FRUIT) and CRI>90. Check availability and delivery time.

| Referencia<br>Reference | Opción<br>Option | Descripción<br>Description                  | Color<br>Colour | PVP (€)<br>RRP (€) | Embalajes<br>Packaging |
|-------------------------|------------------|---|-----------------|--------------------|------------------------|
| 182839                  | STANDARD         | SLIMLINE 20W 4500K 160° white               | □               | 18,65              | 20                     |
| 183911                  | STANDARD         | SLIMLINE 8W 4500K 160° white                | □               | 9,50               | 20                     |
| 183928                  | STANDARD         | ECO STRIP 2835SMD 3000K 60led/m IP65 12V    | □               | 15,09              | -                      |
| 183935                  | STANDARD         | ECO STRIP 2835SMD 6000K 60led/m IP65 12V    | □               | 15,09              | -                      |
| 183966                  | STANDARD         | MIDI strip connector initial+cable IP20     | -               | 0,56               | -                      |
| 183973                  | STANDARD         | MIDI strip connector middle IP20            | -               | 1,12               | -                      |
| 183980                  | STANDARD         | MIDI strip connector middle+cable IP20      | -               | 1,12               | -                      |
| 184239                  | STANDARD         | SOLID STRIP 3528SMD 3000K 240led/m IP20 24V | □               | 79,64              | -                      |
| 184246                  | STANDARD         | SOLID STRIP 3528SMD 6000K 240led/m IP20 24V | □               | 79,64              | -                      |
| 184253                  | STANDARD         | PROFIL recessed profile                     | ■               | 15,19              | 30                     |
| 184260                  | STANDARD         | PROFIL surface-mounted profile              | ■               | 12,83              | 30                     |
| 184277                  | STANDARD         | PROFIL recessed profile                     | ■               | 21,60              | 30                     |
| 184284                  | STANDARD         | PROFIL surface-mounted profile              | ■               | 18,09              | 30                     |
| 184291                  | STANDARD         | PROFIL corner profile                       | ■               | 13,50              | 30                     |
| 184352                  | STANDARD         | ECO STRIP 3528SMD 3000K 60led/m IP20 12V    | □               | 10,62              | -                      |
| 184369                  | STANDARD         | ECO STRIP 3528SMD 6000K 60led/m IP20 12V    | □               | 10,62              | -                      |
| 184376                  | STANDARD         | ECO STRIP 5050SMD 3000K 60led/m IP20 24V    | □               | 20,40              | -                      |
| 184383                  | STANDARD         | ECO STRIP 5050SMD 6000K 60led/m IP20 24V    | □               | 20,40              | -                      |
| 184390                  | STANDARD         | CHROMAT STRIP 5050SMD RGB 60led/m IP20 24V  | ■               | 58,13              | -                      |
| 184406                  | STANDARD         | RGB controller for 24V strips               | -               | 7,82               | -                      |
| 184413                  | STANDARD         | RGB frequency amplifier for 24V strips      | -               | 17,88              | -                      |
| 185083                  | STANDARD         | MIDI RGB strip connector initial+cable IP20 | -               | 1,40               | -                      |
| 185090                  | STANDARD         | MIDI RGB strip connector middle IP20        | -               | 0,84               | -                      |
| 185106                  | STANDARD         | MIDI RGB strip connector middle+cable IP20  | -               | 1,12               | -                      |
| 185151                  | STANDARD         | SLIMLINE 20W 4500K 160° grey                | ■               | 20,16              | 20                     |
| 185168                  | STANDARD         | DRIVER 50W 12V                              | -               | DESCAT             | -                      |
| 185175                  | STANDARD         | DRIVER 100W 12V                             | -               | DESCAT             | -                      |

# ARCHITECTURAL LIGHTING

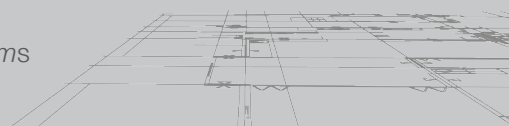
Hostelería y restauración, espacios de trabajo, zonas de exposición  
Restaurants and hotels, work spaces, exhibition areas and showrooms



| Referencia<br>Reference | Opción<br>Option | Descripción<br>Description                   | Color<br>Colour | PVP (€)<br>RRP (€) | Embalajes<br>Packaging |
|-------------------------|------------------|--|-----------------|--------------------|------------------------|
| 185182                  | STANDARD         | DRIVER 100W 24V                              | -               | DESCAT             | -                      |
| 185199                  | STANDARD         | DRIVER 60W 24V                               | -               | 18,44              | -                      |
| 185205                  | STANDARD         | DRIVER 200W 24V                              | -               | DESCAT             | -                      |
| 185298                  | STANDARD         | ECO STRIP 5050SMD 3000K 60led/m IP65 24V     | □               | 25,15              | -                      |
| 185304                  | STANDARD         | ECO STRIP 5050SMD 6000K 60led/m IP65 24V     | □               | 25,15              | -                      |
| 185731                  | STANDARD         | SLIMLINE 25W 4500K 160° white                | □               | 22,18              | 20                     |
| 185748                  | STANDARD         | SLIMLINE 25W 4500K 160° grey                 | ■               | 23,69              | 20                     |
| 185755                  | STANDARD         | CHROMAT STRIP 5050SMD RGB 60led/m IP65 24V   | ■               | 80,03              | -                      |
| 186172                  | STANDARD         | GU10 lamp holder                             | -               | 0,50               | -                      |
| 186462                  | STANDARD         | DRIVER 30W 24V                               | -               | DESCAT             | -                      |
| 186561                  | STANDARD         | SLIMLINE 18W 4500K 160° white                | □               | 12,30              | 20                     |
| 186585                  | STANDARD         | EASY 25W 4000K 160°                          | □               | 27,95              | 10                     |
| 187117                  | STANDARD         | MIDI strip connector initial+cable IP65      | -               | 0,89               | -                      |
| 187124                  | STANDARD         | MIDI strip connector middle+cable IP65       | -               | 1,40               | -                      |
| 187131                  | STANDARD         | MIDI RGB strip connector initial+cable IP65  | -               | 1,01               | -                      |
| 187148                  | STANDARD         | MIDI RGB strip connector middle+cable IP65   | -               | 1,12               | -                      |
| 187193                  | STANDARD         | CHROMAT STRIP 3528SMD RED 60led/m IP20 12V   | ■               | 33,53              | -                      |
| 187209                  | STANDARD         | CHROMAT STRIP 3528SMD GREEN 60led/m IP20 12V | ■               | 33,53              | -                      |
| 187216                  | STANDARD         | CHROMAT STRIP 3528SMD BLUE 60led/m IP20 12V  | ■               | 27,39              | -                      |
| 187353                  | STANDARD         | RGB touch remote control                     | -               | 24,87              | -                      |
| 187674                  | STANDARD         | DRIVER 250-700mA 0..10V                      | -               | 44,71              | 50                     |
| 188015                  | STANDARD         | SLIMLINE 18W 6000K 160° white                | □               | 12,30              | 20                     |
| 188077                  | STANDARD         | SLIMLINE 18W 6000K 160° grey                 | ■               | 13,97              | 20                     |
| 188084                  | STANDARD         | SLIMLINE 18W 4500K 160° grey                 | ■               | 13,97              | 20                     |
| 188145                  | STANDARD         | TOP STRIP 2835SMD 3000K 60led/m IP20 24V     | □               | 46,39              | -                      |
| 188152                  | STANDARD         | TOP STRIP 2835SMD 3000K 60led/m IP65 24V     | □               | 57,12              | -                      |
| 188169                  | STANDARD         | TOP STRIP 2835SMD 4000K 60led/m IP20 24V     | □               | 46,39              | -                      |
| 188176                  | STANDARD         | TOP STRIP 2835SMD 4000K 60led/m IP65 24V     | □               | 57,12              | -                      |
| 188183                  | STANDARD         | TOP STRIP 2835SMD 5500K 60led/m IP20 24V     | □               | 46,39              | -                      |
| 188190                  | STANDARD         | TOP STRIP 2835SMD 5500K 60led/m IP65 24V     | □               | 57,12              | -                      |
| 188282                  | STANDARD         | COMPACT 10W 4000K 120° IP42                  | □               | 16,49              | 25                     |
| 188312                  | STANDARD         | CLIP   | -               | 2,12               | -                      |
| 188329                  | STANDARD         | POWER PRO 30W 3000K 40° IP20                 | □               | 98,65              | 12                     |
| 188336                  | STANDARD         | POWER PRO 30W 4000K 40° IP20                 | □               | 98,65              | 12                     |
| 188374                  | STANDARD         | FIX RAIL white track 1m                      | □               | 26,72              | -                      |
| 188381                  | STANDARD         | FIX RAIL white track 2m                      | □               | 51,64              | -                      |
| 188398                  | STANDARD         | FIX RAIL white track 3m                      | □               | 77,46              | -                      |
| 188404                  | STANDARD         | FIX RAIL linear union white                  | □               | 3,91               | -                      |
| 188411                  | STANDARD         | FIX RAIL end cap white                       | □               | 0,56               | -                      |
| 188428                  | STANDARD         | FIX RAIL live end white                      | □               | 5,48               | -                      |
| 188435                  | STANDARD         | FIX RAIL L-union white                       | □               | 10,62              | -                      |
| 188534                  | STANDARD         | PROFIL surface-mounted profile               | ■               | 24,67              | 30                     |
| 188541                  | STANDARD         | PROFIL recessed profile                      | ■               | 27,05              | 30                     |

# ARCHITECTURAL LIGHTING

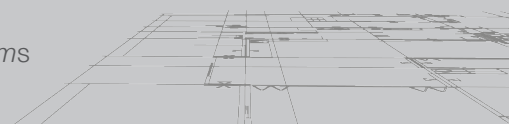
Hostelería y restauración, espacios de trabajo, zonas de exposición  
Restaurants and hotels, work spaces, exhibition areas and showrooms



| Referencia<br>Reference | Opción<br>Option | Descripción<br>Description           | Color<br>Colour          | PVP (€)<br>RRP (€) | Embalajes<br>Packaging |
|-------------------------|------------------|--------------------------------------|--------------------------|--------------------|------------------------|
| <b>188763</b>           | <b>STANDARD</b>  | <b>CONCEPT LINE frame</b>            | <input type="checkbox"/> | <b>DESCAT</b>      | -                      |
| <b>188817</b>           | <b>STANDARD</b>  | <b>CONCEPT LINE suspension kit</b>   | -                        | <b>DESCAT</b>      | -                      |
| <b>188886</b>           | <b>STANDARD</b>  | <b>DRIVER 800-2000mA 0..10V</b>      | -                        | <b>61,48</b>       | <b>50</b>              |
| <b>188893</b>           | <b>STANDARD</b>  | <b>FIX RAIL suspension kit white</b> | <input type="checkbox"/> | <b>5,31</b>        | -                      |
| <b>189517</b>           | <b>STANDARD</b>  | <b>SHOT 7W 3000K 36° IP20</b>        | <input type="checkbox"/> | <b>62,88</b>       | <b>32</b>              |
| 189517 DIM              | DIM              | SHOT 7W 3000K 36° IP20 DIM           | <input type="checkbox"/> | 114,30             | -                      |
| 189517 DALI/PUSH        | DALI/PUSH        | SHOT 7W 3000K 36° IP20 DALI/PUSH     | <input type="checkbox"/> | 151,74             | -                      |
| 189517 APP              | APP              | SHOT 7W 3000K 36° IP20 APP           | <input type="checkbox"/> | 151,74             | -                      |
| <b>189524</b>           | <b>STANDARD</b>  | <b>HOOP 11W 3000K 60° IP20</b>       | <input type="checkbox"/> | <b>51,42</b>       | <b>48</b>              |
| 189524 DIM              | DIM              | HOOP 11W 3000K 60° IP20 DIM          | <input type="checkbox"/> | 102,80             | -                      |
| 189524 DALI/PUSH        | DALI/PUSH        | HOOP 11W 3000K 60° IP20 DALI/PUSH    | <input type="checkbox"/> | 140,28             | -                      |
| 189524 APP              | APP              | HOOP 11W 3000K 60° IP20 APP          | <input type="checkbox"/> | 140,28             | -                      |
| <b>189531</b>           | <b>STANDARD</b>  | <b>HOOP rings</b>                    |                          | <b>2,79</b>        | -                      |
| <b>189548</b>           | <b>STANDARD</b>  | <b>BITE 3W 3000K 24° IP20</b>        | <input type="checkbox"/> | <b>DESCAT</b>      | -                      |
| <b>189555</b>           | <b>STANDARD</b>  | <b>PLANE 8W 3000K 40° IP20</b>       | <input type="checkbox"/> | <b>49,74</b>       | <b>50</b>              |
| 189555 DIM              | DIM              | PLANE 8W 3000K 40° IP20 DIM          | <input type="checkbox"/> | 101,20             | -                      |
| 189555 DALI/PUSH        | DALI/PUSH        | PLANE 8W 3000K 40° IP20 DALI/PUSH    | <input type="checkbox"/> | 138,60             | -                      |
| 189555 APP              | APP              | PLANE 8W 3000K 40° IP20 APP          | <input type="checkbox"/> | 138,60             | -                      |
| <b>189562</b>           | <b>STANDARD</b>  | <b>PLANE 8W 3000K 40° IP20</b>       | <input type="checkbox"/> | <b>50,86</b>       | <b>50</b>              |
| 189562 DIM              | DIM              | PLANE 8W 3000K 40° IP20 DIM          | <input type="checkbox"/> | 102,30             | -                      |
| 189562 DALI/PUSH        | DALI/PUSH        | PLANE 8W 3000K 40° IP20 DALI/PUSH    | <input type="checkbox"/> | 139,72             | -                      |
| 189562 APP              | APP              | PLANE 8W 3000K 40° IP20 APP          | <input type="checkbox"/> | 139,72             | -                      |
| <b>189579</b>           | <b>STANDARD</b>  | <b>PLANE 2x4W 3000K 40° IP20</b>     | <input type="checkbox"/> | <b>78,08</b>       | <b>20</b>              |
| 189579 DIM              | DIM              | PLANE 2x4W 3000K 40° IP20 DIM        | <input type="checkbox"/> | 129,50             | -                      |
| 189579 DALI/PUSH        | DALI/PUSH        | PLANE 2x4W 3000K 40° IP20 DALI/PUSH  | <input type="checkbox"/> | 166,95             | -                      |
| 189579 APP              | APP              | PLANE 2x4W 3000K 40° IP20 APP        | <input type="checkbox"/> | 166,94             | -                      |
| <b>189586</b>           | <b>STANDARD</b>  | <b>SWAY 11W 3000K 40° IP20</b>       | <input type="checkbox"/> | <b>64,22</b>       | <b>20</b>              |
| 189586 DIM              | DIM              | SWAY 11W 3000K 40° IP20 DIM          | <input type="checkbox"/> | 115,60             | -                      |
| 189586 DALI/PUSH        | DALI/PUSH        | SWAY 11W 3000K 40° IP20 DALI/PUSH    | <input type="checkbox"/> | 153,10             | -                      |
| 189586 APP              | APP              | SWAY 11W 3000K 40° IP20 APP          | <input type="checkbox"/> | 153,10             | -                      |
| <b>189593</b>           | <b>STANDARD</b>  | <b>SWAY 11W 3000K 40° IP20</b>       | <input type="checkbox"/> | <b>64,22</b>       | <b>20</b>              |
| 189593 DIM              | DIM              | SWAY 11W 3000K 40° IP20 DIM          | <input type="checkbox"/> | 115,60             | -                      |
| 189593 DALI/PUSH        | DALI/PUSH        | SWAY 11W 3000K 40° IP20 DALI/PUSH    | <input type="checkbox"/> | 153,10             | -                      |
| 189593 APP              | APP              | SWAY 11W 3000K 40° IP20 APP          | <input type="checkbox"/> | 153,10             | -                      |
| <b>189609</b>           | <b>STANDARD</b>  | <b>FLEX 11W 3000K 60° IP20</b>       | <input type="checkbox"/> | <b>53,88</b>       | <b>20</b>              |
| 189609 DIM              | DIM              | FLEX 11W 3000K 60° IP20 DIM          | <input type="checkbox"/> | 105,30             | -                      |
| 189609 DALI/PUSH        | DALI/PUSH        | FLEX 11W 3000K 60° IP20 DALI/PUSH    | <input type="checkbox"/> | 142,75             | -                      |
| 189609 APP              | APP              | FLEX 11W 3000K 60° IP20 APP          | <input type="checkbox"/> | 142,75             | -                      |
| <b>189616</b>           | <b>STANDARD</b>  | <b>FLEX 11W 3000K 60° IP20</b>       | <input type="checkbox"/> | <b>74,61</b>       | <b>20</b>              |
| 189616 DIM              | DIM              | FLEX 11W 3000K 60° IP20 DIM          | <input type="checkbox"/> | 126,00             | -                      |
| 189616 DALI/PUSH        | DALI/PUSH        | FLEX 11W 3000K 60° IP20 DALI/PUSH    | <input type="checkbox"/> | 163,48             | -                      |
| 189616 APP              | APP              | FLEX 11W 3000K 60° IP20 APP          | <input type="checkbox"/> | 163,48             | -                      |
| <b>189623</b>           | <b>STANDARD</b>  | <b>FLEX single frame</b>             | <input type="checkbox"/> | <b>6,99</b>        | -                      |

# ARCHITECTURAL LIGHTING

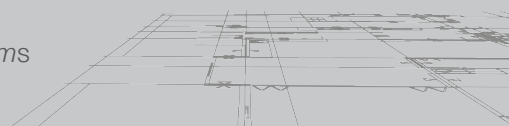
Hostelería y restauración, espacios de trabajo, zonas de exposición  
Restaurants and hotels, work spaces, exhibition areas and showrooms



| Referencia<br>Reference | Opción<br>Option | Descripción<br>Description                | Color<br>Colour          | PVP (€)<br>RRP (€) | Embalajes<br>Packaging |
|-------------------------|------------------|---|--------------------------|--------------------|------------------------|
| <b>189630</b>           | <b>STANDARD</b>  | <b>FLEX double frame</b>                  | <input type="checkbox"/> | <b>11,74</b>       | -                      |
| <b>189647</b>           | <b>STANDARD</b>  | <b>KARDAN BOX 13W 3000K 60° IP20</b>      | <input type="checkbox"/> | <b>96,69</b>       | <b>12</b>              |
| 189647 DIM              | DIM              | KARDAN BOX 13W 3000K 60° IP20 DIM         | <input type="checkbox"/> | 148,10             | -                      |
| 189647 DALI/PUSH        | DALI/PUSH        | KARDAN BOX 13W 3000K 60° IP20 DALI/PUSH   | <input type="checkbox"/> | 185,55             | -                      |
| 189647 APP              | APP              | KARDAN BOX 13W 3000K 60° IP20 APP         | <input type="checkbox"/> | 185,55             | -                      |
| <b>189654</b>           | <b>STANDARD</b>  | <b>KARDAN BOX 2x13W 3000K 60° IP20</b>    | <input type="checkbox"/> | <b>169,35</b>      | <b>12</b>              |
| 189654 DIM              | DIM              | KARDAN BOX 2x13W 3000K 60° IP20 DIM       | <input type="checkbox"/> | 228,50             | -                      |
| 189654 DALI/PUSH        | DALI/PUSH        | KARDAN BOX 2x13W 3000K 60° IP20 DALI/PUSH | <input type="checkbox"/> | 258,22             | -                      |
| 189654 APP              | APP              | KARDAN BOX 2x13W 3000K 60° IP20 APP       | <input type="checkbox"/> | 258,22             | -                      |
| <b>189661</b>           | <b>STANDARD</b>  | <b>KARDAN BOX 3x13W 3000K 60° IP20</b>    | <input type="checkbox"/> | <b>226,35</b>      | <b>6</b>               |
| 189661 DIM              | DIM              | KARDAN BOX 3x13W 3000K 60° IP20 DIM       | <input type="checkbox"/> | 296,20             | -                      |
| 189661 DALI/PUSH        | DALI/PUSH        | KARDAN BOX 3x13W 3000K 60° IP20 DALI/PUSH | <input type="checkbox"/> | 315,22             | -                      |
| 189661 APP              | APP              | KARDAN BOX 3x13W 3000K 60° IP20 APP       | <input type="checkbox"/> | 315,22             | -                      |
| <b>189678</b>           | <b>STANDARD</b>  | <b>SWING 20W 3000K 40° IP20</b>           | <input type="checkbox"/> | <b>106,53</b>      | <b>40</b>              |
| 189678 DIM              | DIM              | SWING 20W 3000K 40° IP20 DIM              | <input type="checkbox"/> | 157,90             | -                      |
| 189678 DALI/PUSH        | DALI/PUSH        | SWING 20W 3000K 40° IP20 DALI/PUSH        | <input type="checkbox"/> | 195,40             | -                      |
| 189678 APP              | APP              | SWING 20W 3000K 40° IP20 APP              | <input type="checkbox"/> | 195,40             | -                      |
| <b>189685</b>           | <b>STANDARD</b>  | <b>SWING 30W 3000K 40° IP20</b>           | <input type="checkbox"/> | <b>148,11</b>      | <b>18</b>              |
| 189685 DIM              | DIM              | SWING 30W 3000K 40° IP20 DIM              | <input type="checkbox"/> | 207,20             | -                      |
| 189685 DALI/PUSH        | DALI/PUSH        | SWING 30W 3000K 40° IP20 DALI/PUSH        | <input type="checkbox"/> | 236,97             | -                      |
| 189685 APP              | APP              | SWING 30W 3000K 40° IP20 APP              | <input type="checkbox"/> | 242,10             | -                      |
| <b>189692</b>           | <b>STANDARD</b>  | <b>ARCH 8W 4500K 142° IP20</b>            | <input type="checkbox"/> | <b>13,41</b>       | <b>20</b>              |
| 189692 DIM              | DIM              | ARCH 8W 4500K 142° IP20 DIM               | <input type="checkbox"/> | 23,60              | -                      |
| 189692 DALI/PUSH        | DALI/PUSH        | ARCH 8W 4500K 142° IP20 DALI/PUSH         | <input type="checkbox"/> | 29,22              | -                      |
| <b>189708</b>           | <b>STANDARD</b>  | <b>ARCH 16W 4500K 142° IP20</b>           | <input type="checkbox"/> | <b>21,24</b>       | <b>20</b>              |
| 189708 DIM              | DIM              | ARCH 16W 4500K 142° IP20 DIM              | <input type="checkbox"/> | 26,86              | -                      |
| 189708 DALI/PUSH        | DALI/PUSH        | ARCH 16W 4500K 142° IP20 DALI/PUSH        | <input type="checkbox"/> | 37,05              | -                      |
| <b>189715</b>           | <b>STANDARD</b>  | <b>ARCH 24W 4500K 142° IP20</b>           | <input type="checkbox"/> | <b>31,30</b>       | <b>10</b>              |
| 189715 DIM              | DIM              | ARCH 24W 4500K 142° IP20 DIM              | <input type="checkbox"/> | 46,50              | -                      |
| 189715 DALI/PUSH        | DALI/PUSH        | ARCH 24W 4500K 142° IP20 DALI/PUSH        | <input type="checkbox"/> | 51,50              | -                      |
| <b>189722</b>           | <b>STANDARD</b>  | <b>ARCH 8W 3000K 142° IP20</b>            | <input type="checkbox"/> | <b>13,41</b>       | <b>20</b>              |
| 189722 DIM              | DIM              | ARCH 8W 3000K 142° IP20 DIM               | <input type="checkbox"/> | 23,60              | -                      |
| 189722 DALI/PUSH        | DALI/PUSH        | ARCH 8W 3000K 142° IP20 DALI/PUSH         | <input type="checkbox"/> | 29,22              | -                      |
| <b>189739</b>           | <b>STANDARD</b>  | <b>ARCH 16W 3000K 142° IP20</b>           | <input type="checkbox"/> | <b>21,24</b>       | <b>20</b>              |
| 189739 DIM              | DIM              | ARCH 16W 3000K 142° IP20 DIM              | <input type="checkbox"/> | 26,86              | -                      |
| 189739 DALI/PUSH        | DALI/PUSH        | ARCH 16W 3000K 142° IP20 DALI/PUSH        | <input type="checkbox"/> | 37,05              | -                      |
| <b>189746</b>           | <b>STANDARD</b>  | <b>ARCH 24W 3000K 142° IP20</b>           | <input type="checkbox"/> | <b>31,30</b>       | <b>10</b>              |
| 189746 DIM              | DIM              | ARCH 24W 3000K 142° IP20 DIM              | <input type="checkbox"/> | 46,50              | -                      |
| 189746 DALI/PUSH        | DALI/PUSH        | ARCH 24W 3000K 142° IP20 DALI/PUSH        | <input type="checkbox"/> | 51,50              | -                      |
| <b>191183</b>           | <b>STANDARD</b>  | <b>CONCEPT LINE 40W 4000K 160° IP20</b>   | <input type="checkbox"/> | <b>DESCAT</b>      | -                      |
| <b>191190</b>           | <b>STANDARD</b>  | <b>CONCEPT LINE 40W 5000K 160° IP20</b>   | <input type="checkbox"/> | <b>DESCAT</b>      | -                      |
| <b>191336</b>           | <b>STANDARD</b>  | <b>DRIVER 250-700mA DALI/PUSH</b>         | -                        | <b>77,13</b>       | <b>50</b>              |
| <b>191343</b>           | <b>STANDARD</b>  | <b>DRIVER 800-2000mA DALI/PUSH</b>        | -                        | <b>93,90</b>       | <b>50</b>              |

# ARCHITECTURAL LIGHTING

Hostelería y restauración, espacios de trabajo, zonas de exposición  
Restaurants and hotels, work spaces, exhibition areas and showrooms

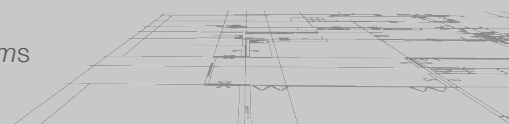


| Referencia<br>Reference | Opción<br>Option | Descripción<br>Description                       | Color<br>Colour | PVP (€)<br>RRP (€) | Embalajes<br>Packaging |
|-------------------------|------------------|--|-----------------|--------------------|------------------------|
| 191909                  | STANDARD         | LEDLINE 2216SMD 3000K 3000led/m IP20 24V         | □               | 107,31             | -                      |
| 191916                  | STANDARD         | LEDLINE 2216SMD 4000K 3000led/m IP20 24V         | □               | 107,31             | -                      |
| 191923                  | STANDARD         | LEDLINE 2216SMD 5500K 3000led/m IP20 24V         | □               | 107,31             | -                      |
| 191930                  | STANDARD         | LEDLINE 3014SMD 3000-6000K 224led/m IP20 24V     | □               | 101,72             | -                      |
| 191947                  | STANDARD         | LEDLINE 5050SMD RGB-3000K-6000K 60led/m IP20 24V | ■               | 175,49             | -                      |
| 191954                  | STANDARD         | LEDLINE 2835SMD 3000K 120led/m IP20 24V WALL     | □               | 63,16              | -                      |
| 191961                  | STANDARD         | LEDLINE 2835SMD 4000K 120led/m IP20 24V WALL     | □               | 63,16              | -                      |
| 191978                  | STANDARD         | LEDLINE 2835SMD 5500K 120led/m IP20 24V WALL     | □               | 63,16              | -                      |
| 191985                  | STANDARD         | LEDLINE 2835SMD 3000K 240led/m IP20 24V          | □               | 80,48              | -                      |
| 191992                  | STANDARD         | LEDLINE 2835SMD 4000K 240led/m IP20 24V          | □               | 80,48              | -                      |
| 192005                  | STANDARD         | LEDLINE 2835SMD 5500K 240led/m IP20 24V          | □               | 80,48              | -                      |
| 192012                  | STANDARD         | LEDLINE 335SMD 3000K 120led/m IP65 24V           | □               | 142,52             | -                      |
| 192029                  | STANDARD         | LEDLINE 335SMD 4000K 120led/m IP65 24V           | □               | 142,52             | -                      |
| 192050                  | STANDARD         | AURUM ring white/gold                            | □               | 11,46              | 50                     |
| 192234                  | STANDARD         | NANO strip initial connector                     | -               | 1,68               | -                      |
| 192333                  | STANDARD         | BEE 20W 3000K 20° IP20 black                     | ■               | 134,14             | 10                     |
| 192333 CONFIG           | CONFIG           | BEE 20W 3000K IP20 black, configurable lens      | ■               | 189,40             | -                      |
| 192371                  | STANDARD         | BEE 30W 3000K 20° IP20 black                     | ■               | 145,31             | 10                     |
| 192371 CONFIG           | CONFIG           | BEE 30W 3000K IP20 black, configurable lens      | ■               | 201,82             | -                      |
| 192432                  | STANDARD         | GENERAL 6W 3000K 120° IP20 white                 | □               | 48,62              | 50                     |
| 192487                  | STANDARD         | CONCEPT LINE 72W 4000K 160° IP20                 | □               | 134,69             | 6                      |
| 192517                  | STANDARD         | FIX RAIL linear union black                      | ■               | 3,91               | -                      |
| 192524                  | STANDARD         | FIX RAIL live end black                          | ■               | 5,48               | -                      |
| 192531                  | STANDARD         | FIX RAIL L-union black                           | ■               | 10,62              | -                      |
| 192548                  | STANDARD         | FIX RAIL end cap black                           | ■               | 0,56               | -                      |
| 192555                  | STANDARD         | BEE 20W 4000K 20° IP20 white                     | □               | 134,14             | 10                     |
| 192555 CONFIG           | CONFIG           | BEE 20W 4000K IP20 white, configurable lens      | □               | 189,40             | -                      |
| 192562                  | STANDARD         | BEE 20W 4000K 20° IP20 black                     | □               | 134,14             | 10                     |
| 192562 CONFIG           | CONFIG           | BEE 20W 4000K IP20 black, configurable lens      | □               | 189,40             | -                      |
| 192579                  | STANDARD         | BEE 30W 4000K 20° IP20 white                     | □               | 145,31             | 10                     |
| 192579 CONFIG           | CONFIG           | BEE 30W 4000K IP20 white, configurable lens      | □               | 201,82             | -                      |
| 192586                  | STANDARD         | BEE 30W 4000K 20° IP20 black                     | ■               | 145,31             | 10                     |
| 192586 CONFIG           | CONFIG           | BEE 30W 4000K IP20 black, configurable lens      | ■               | 201,82             | -                      |
| 192593                  | STANDARD         | NANO strip middle-connector                      | -               | 1,68               | -                      |
| 192654                  | STANDARD         | SLIDE suspension kit                             | -               | 7,60               | -                      |
| 192661                  | STANDARD         | CONCEPT LINE 72W 5000K 160° IP20                 | □               | 134,69             | 6                      |
| 192678                  | STANDARD         | FIX RAIL black track 3m                          | ■               | 77,46              | -                      |
| 192708                  | STANDARD         | FIX RAIL suspension kit black                    | ■               | 5,31               | -                      |
| 192715                  | STANDARD         | AURUM ring white/gold                            | □               | 10,06              | 100                    |
| 192746                  | STANDARD         | AURUM ring black/gold                            | ■               | 10,06              | 100                    |
| 192760                  | STANDARD         | AURUM ring black/gold                            | ■               | 11,46              | 100                    |
| 192777                  | STANDARD         | FIX RAIL black track 1m                          | ■               | 26,72              | -                      |
| 192784                  | STANDARD         | FIX RAIL black track 2m                          | ■               | 51,64              | -                      |



# ARCHITECTURAL LIGHTING

Hostelería y restauración, espacios de trabajo, zonas de exposición  
Restaurants and hotels, work spaces, exhibition areas and showrooms

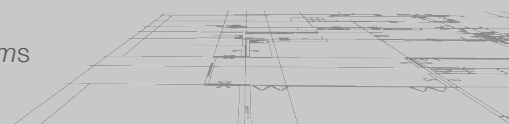


| Referencia<br><i>Reference</i> | Opción<br><i>Option</i> | Descripción<br><i>Description</i>             | Color<br><i>Colour</i> | PVP (€)<br><i>RRP (€)</i> | Embalajes<br><i>Packaging</i> |
|--------------------------------|-------------------------|---|------------------------|---------------------------|-------------------------------|
| 192791                         | STANDARD                | BELL 6W 3000K 120° IP20                       | □                      | 60,92                     | 12                            |
| 192807                         | STANDARD                | LEVEL 6W 3000K 120° IP20                      | □                      | 72,10                     | 12                            |
| 192838                         | STANDARD                | FLEX 3W 3000K 38° IP20                        | □                      | 63,44                     | 20                            |
| 192845                         | STANDARD                | DUAL 3W+6W 3000K 38° IP20                     | □                      | 96,13                     | 20                            |
| 192852                         | STANDARD                | GUIDE 3W 3200K 38° IP20                       | □                      | 62,88                     | 20                            |
| 192869                         | STANDARD                | GUIDE 3W 3200K 38° IP20                       | □                      | 70,25                     | 20                            |
| 192876                         | STANDARD                | LEDLINE 2835SMD 3000K 120led/m IP20 24V       | □                      | 68,19                     | -                             |
| 192883                         | STANDARD                | LEDLINE 2835SMD 4000K 120led/m IP20 24V       | □                      | 68,19                     | -                             |
| 192890                         | STANDARD                | LEDLINE 2835SMD 5500K 120led/m IP20 24V       | □                      | 68,19                     | -                             |
| 192906                         | STANDARD                | PUSH touch dimmer                             | ■                      | 29,06                     | -                             |
| 193088                         | STANDARD                | DIRECT-STRIP 2835SMD 3000K 120led/m IP67 220V | □                      | 838,35                    | -                             |
| 193095                         | STANDARD                | DIRECT-STRIP 2835SMD 4000K 120led/m IP67 220V | □                      | 838,35                    | -                             |
| 193101                         | STANDARD                | DIRECT-STRIP 2835SMD 5500K 120led/m IP67 220V | □                      | 838,35                    | -                             |
| 193118                         | STANDARD                | DIRECT-STRIP 2835SMD 3000K 60led/m IP67 220V  | □                      | 424,76                    | -                             |
| 193125                         | STANDARD                | DIRECT-STRIP 2835SMD 4000K 60led/m IP67 220V  | □                      | 424,76                    | -                             |
| 193132                         | STANDARD                | DIRECT-STRIP 2835SMD 5500K 60led/m IP67 220V  | □                      | 424,76                    | -                             |
| 193149                         | STANDARD                | DIRECT-STRIP initial connector                | -                      | 13,97                     | -                             |
| 193156                         | STANDARD                | DIRECT-STRIP initial cap                      | -                      | 1,68                      | -                             |
| 193163                         | STANDARD                | DIRECT-STRIP end cap                          | -                      | 1,68                      | -                             |
| 193170                         | STANDARD                | DIRECT-STRIP clip                             | -                      | 0,56                      | -                             |
| 193354                         | STANDARD                | MAP X 20W 3000K 36° IP20 white                | □                      | 65,95                     | 20                            |
| 193354 CONFIG                  | CONFIG                  | MAP X 20W 3000K IP20 white configurable       | □                      | 81,90                     | -                             |
| 193354 CUSTOM                  | CUSTOM                  | MAP X 20W IP20 white custom                   | □                      | 138,65                    | -                             |
| 193361                         | STANDARD                | MAP X 20W 3000K 36° IP20 black                | ■                      | 65,95                     | 20                            |
| 193361 CONFIG                  | CONFIG                  | MAP X 20W 3000K IP20 black configurable       | ■                      | 81,90                     | -                             |
| 193361 CUSTOM                  | CUSTOM                  | MAP X 20W IP20 black custom                   | ■                      | 138,65                    | -                             |
| 193378                         | STANDARD                | MAP X 30W 3000K 36° IP20 white                | □                      | 79,36                     | 20                            |
| 193378 CONFIG                  | CONFIG                  | MAP X 30W 3000K IP20 white configurable       | □                      | 103,85                    | -                             |
| 193378 CUSTOM                  | CUSTOM                  | MAP X 30W IP20 white custom                   | □                      | 138,67                    | -                             |
| 193385                         | STANDARD                | MAP X 30W 3000K 36° IP20 black                | ■                      | 79,36                     | 20                            |
| 193385 CONFIG                  | CONFIG                  | MAP X 30W 3000K IP20 black configurable       | ■                      | 103,85                    | -                             |
| 193385 CUSTOM                  | CUSTOM                  | MAP X 30W IP20 black custom                   | ■                      | 138,67                    | -                             |
| 193415                         | STANDARD                | QR POWER 25W GU10 4000K 45° IP54 grey         | ■                      | 51,36                     | 50                            |
| 193415 CONFIG                  | CONFIG                  | QR POWER 25W GU10 IP54 grey configurable      | ■                      | 98,99                     | -                             |
| 193415 CUSTOM                  | CUSTOM                  | QR POWER 25W GU10 45° IP54 grey custom        | ■                      | 98,99                     | -                             |
| 193422                         | STANDARD                | PORT 3W 3000K 38° IP20                        | □                      | 93,34                     | 20                            |
| 193477                         | STANDARD                | MUSEUM 36W 5000K 60°x90° IP20 black           | ■                      | 186,67                    | 10                            |
| 193484                         | STANDARD                | MUSEUM 36W 5000K 60°x90° IP20 white           | □                      | 186,67                    | 10                            |
| 193491                         | STANDARD                | MUSEUM 54W 5000K 60°x90° IP20 black           | ■                      | 267,62                    | 10                            |
| 193507                         | STANDARD                | MUSEUM 54W 5000K 60°x90° IP20 white           | □                      | 267,62                    | 10                            |
| 193514                         | STANDARD                | MUSEUM 40W 3000-5000K 120° IP20 black         | ■                      | 296,78                    | 10                            |
| 193521                         | STANDARD                | MUSEUM 40W 3000-5000K 120° IP20 white         | □                      | 296,78                    | 10                            |
| 193545                         | STANDARD                | QR POWER 25W GU10 4000K 45° IP54 white        | □                      | 51,36                     | 50                            |



# ARCHITECTURAL LIGHTING

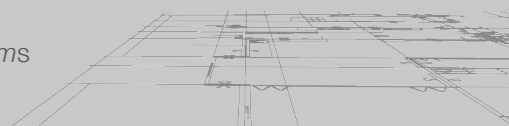
Hostelería y restauración, espacios de trabajo, zonas de exposición  
Restaurants and hotels, work spaces, exhibition areas and showrooms



| Referencia<br><i>Reference</i> | Opción<br><i>Option</i> | Descripción<br><i>Description</i>                 | Color<br><i>Colour</i> | PVP (€)<br><i>RRP (€)</i> | Embalajes<br><i>Packaging</i> |
|--------------------------------|-------------------------|---|------------------------|---------------------------|-------------------------------|
| 193545 CONFIG                  | CONFIG                  | QR POWER 25W GU10 IP54 white configurable         | □                      | 98,99                     | -                             |
| 193545 CUSTOM                  | CUSTOM                  | QR POWER 25W GU10 45° IP54 white custom           | □                      | 98,99                     | -                             |
| <b>193552</b>                  | <b>STANDARD</b>         | <b>QR POWER 35W 5000K 45° IP54 grey</b>           | ■                      | <b>74,22</b>              | <b>50</b>                     |
| 193552 CONFIG                  | CONFIG                  | QR POWER 35W IP54 grey configurable               | ■                      | 127,18                    | -                             |
| 193552 CUSTOM                  | CUSTOM                  | QR POWER 35W 45° IP54 grey custom                 | ■                      | 127,18                    | -                             |
| 193552 DIM                     | DIM                     | QR POWER 35W 5000K 45° IP54 grey DIM              | ■                      | 133,40                    | -                             |
| 193552 DALI                    | DALI/PUSH               | QR POWER 35W 5000K 45° IP54 grey DALI/PUSH        | ■                      | 163,10                    | -                             |
| 193552 APP                     | APP                     | QR POWER 35W 5000K 45° IP54 grey APP              | ■                      | 183,20                    | -                             |
| <b>193569</b>                  | <b>STANDARD</b>         | <b>QR POWER 35W 5000K 45° IP54 white</b>          | □                      | <b>74,22</b>              | <b>50</b>                     |
| 193569 CONFIG                  | CONFIG                  | QR POWER 35W IP54 white configurable              | □                      | 127,18                    | -                             |
| 193569 CUSTOM                  | CUSTOM                  | QR POWER 35W 45° IP54 white custom                | □                      | 127,18                    | -                             |
| 193569 DIM                     | DIM                     | QR POWER 35W 5000K 45° IP54 white DIM             | □                      | 133,40                    | -                             |
| 193569 DALI/PUSH               | DALI/PUSH               | QR POWER 35W 5000K 45° IP54 white DALI/PUSH       | □                      | 163,10                    | -                             |
| 193569 APP                     | APP                     | QR POWER 35W 5000K 45° IP54 white APP             | □                      | 183,20                    | -                             |
| <b>193736</b>                  | <b>STANDARD</b>         | <b>BEE 20W 3000K 20° IP20 white</b>               | □                      | <b>134,14</b>             | <b>10</b>                     |
| 193736 CONFIG                  | CONFIG                  | BEE 20W 3000K IP20 white, configurable lens       | □                      | 189,40                    | -                             |
| <b>193743</b>                  | <b>STANDARD</b>         | <b>BEE 30W 3000K 20° IP20 white</b>               | □                      | <b>145,31</b>             | <b>10</b>                     |
| 193743 CONFIG                  | CONFIG                  | BEE 30W 3000K IP20 white, configurable lens       | □                      | 201,82                    | -                             |
| <b>194184</b>                  | <b>STANDARD</b>         | <b>MUSEUM remote control</b>                      | -                      | <b>33,53</b>              | <b>10</b>                     |
| 194559                         | CONFIG                  | MAP X 20W 4000K 36° IP20 white                    | □                      | 103,40                    | -                             |
| 194559 CONFIG                  | CONFIG                  | MAP X 20W 4000K IP20 white configurable           | □                      | 106,75                    | -                             |
| 194559 CUSTOM                  | CUSTOM                  | MAP X 20W IP20 white custom                       | □                      | 123,20                    | -                             |
| 194566                         | CONFIG                  | MAP X 20W 4000K 36° IP20 black                    | ■                      | 103,40                    | -                             |
| 194566 CONFIG                  | CONFIG                  | MAP X 20W 4000K IP20 black configurable           | ■                      | 106,75                    | -                             |
| 194566 CUSTOM                  | CUSTOM                  | MAP X 20W IP20 black custom                       | ■                      | 123,20                    | -                             |
| 194573                         | CONFIG                  | MAP X 30W 4000K 36° IP20 white                    | □                      | 124,10                    | -                             |
| 194573 CONFIG                  | CONFIG                  | MAP X 30W 4000K IP20 white configurable           | □                      | 128,67                    | -                             |
| 194573 CUSTOM                  | CUSTOM                  | MAP X 30W IP20 white custom                       | □                      | 150,96                    | -                             |
| 194580                         | CONFIG                  | MAP X 30W 4000K 36° IP20 black                    | ■                      | 124,10                    | -                             |
| 194580 CONFIG                  | CONFIG                  | MAP X 30W 4000K IP20 black configurable           | ■                      | 128,67                    | -                             |
| 194580 CUSTOM                  | CUSTOM                  | MAP X 30W IP20 black custom                       | ■                      | 150,96                    | -                             |
| <b>194597</b>                  | <b>STANDARD</b>         | <b>CONNECT sLINE 60W 4000K 120° IP20 white</b>    | □                      | <b>215,89</b>             | <b>10</b>                     |
| 194597 DIM                     | DIM                     | CONNECT sLINE 60W 4000K 120° IP20 white DIM       | □                      | 290,48                    | -                             |
| 194597 DALI/PUSH               | DALI/PUSH               | CONNECT sLINE 60W 4000K 120° IP20 white DALI/PUSH | □                      | 339,96                    | -                             |
| 194597 APP                     | APP                     | CONNECT sLINE 60W 4000K 120° IP20 white APP       | □                      | 339,96                    | -                             |
| <b>194603</b>                  | <b>STANDARD</b>         | <b>CONNECT sLINE 60W 4000K 120° IP20 black</b>    | ■                      | <b>215,89</b>             | <b>10</b>                     |
| 194603 DIM                     | DIM                     | CONNECT sLINE 60W 4000K 120° IP20 black DIM       | ■                      | 290,48                    | -                             |
| 194603 DALI/PUSH               | DALI/PUSH               | CONNECT sLINE 60W 4000K 120° IP20 black DALI/PUSH | ■                      | 339,96                    | -                             |
| 194603 APP                     | APP                     | CONNECT sLINE 60W 4000K 120° IP20 black APP       | ■                      | 339,96                    | -                             |
| <b>194610</b>                  | <b>STANDARD</b>         | <b>CONNECT eLINE 60W 4000K 120° IP20 white</b>    | □                      | <b>220,88</b>             | <b>10</b>                     |
| 194610 DIM                     | DIM                     | CONNECT eLINE 60W 4000K 120° IP20 white DIM       | □                      | 295,45                    | -                             |
| 194610 DALI/PUSH               | DALI/PUSH               | CONNECT eLINE 60W 4000K 120° IP20 white DALI/PUSH | □                      | 344,95                    | -                             |
| 194610 APP                     | APP                     | CONNECT eLINE 60W 4000K 120° IP20 white APP       | □                      | 344,95                    | -                             |

# ARCHITECTURAL LIGHTING

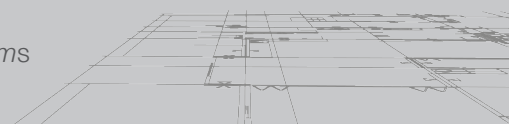
Hostelería y restauración, espacios de trabajo, zonas de exposición  
Restaurants and hotels, work spaces, exhibition areas and showrooms



| Referencia<br>Reference | Opción<br>Option | Descripción<br>Description                    | Color<br>Colour | PVP (€)<br>RRP (€) | Embalajes<br>Packaging |
|-------------------------|------------------|---|-----------------|--------------------|------------------------|
| 194627                  | STANDARD         | CONNECT sLINE L-connector white               | □               | 45,94              | -                      |
| 194634                  | STANDARD         | CONNECT sLINE L-connector black               | ■               | 45,94              | -                      |
| 194641                  | STANDARD         | CONNECT sLINE T-connector white               | □               | 57,01              | -                      |
| 194658                  | STANDARD         | CONNECT sLINE T-connector black               | ■               | 57,01              | -                      |
| 194665                  | STANDARD         | CONNECT eLINE L-connector white               | □               | 44,60              | -                      |
| 194672                  | STANDARD         | CONNECT eLINE L-connector black               | ■               | 44,60              | -                      |
| 194689                  | STANDARD         | CONNECT eLINE T-connector white               | □               | 53,77              | -                      |
| 194696                  | STANDARD         | CONNECT eLINE T-connector black               | ■               | 53,77              | -                      |
| 194719                  | STANDARD         | BLOK ring IP65                                | □               | 9,80               | 200                    |
| 194894                  | STANDARD         | SLIDE FIX 60W 4000K 90° IP20 white            | □               | 210,03             | 10                     |
| 194894 CONFIG           | CONFIG           | SLIDE FIX 60W 4000K IP20 white configurable   | □               | 355,10             | -                      |
| 194894 DIM              | DIM              | SLIDE FIX 60W 4000K 90° IP20 white DIM        | □               | 279,90             | -                      |
| 194894 DALI/PUSH        | DALI/PUSH        | SLIDE FIX 60W 4000K 90° IP20 white DALI/PUSH  | □               | 343,22             | -                      |
| 194894 CUSTOM           | CUSTOM           | SLIDE FIX 60W IP20 white custom               | □               | 325,82             | -                      |
| 194900                  | STANDARD         | SLIDE FIX 60W 4000K 90° IP20 black            | ■               | 210,03             | 10                     |
| 194900 CONFIG           | CONFIG           | SLIDE FIX 60W 4000K IP20 black configurable   | ■               | 355,10             | -                      |
| 194900 DIM              | DIM              | SLIDE FIX 60W 4000K 90° IP20 black DIM        | ■               | 279,90             | -                      |
| 194900 DALI/PUSH        | DALI/PUSH        | SLIDE FIX 60W 4000K 90° IP20 black DALI/PUSH  | ■               | 343,22             | -                      |
| 194900 CUSTOM           | CUSTOM           | SLIDE FIX 60W IP20 black custom               | ■               | 325,82             | -                      |
| 194917                  | STANDARD         | SLIDE TRACK 60W 4000K 90° IP20 white          | □               | 274,98             | 10                     |
| 194917 CONFIG           | CONFIG           | SLIDE TRACK 60W 4000K IP20 white configurable | □               | 348,75             | -                      |
| 194917 CUSTOM           | CUSTOM           | SLIDE TRACK 60W IP20 white custom             | □               | 336,37             | -                      |
| 194924                  | STANDARD         | SLIDE TRACK 60W 4000K 90° IP20 black          | ■               | 274,98             | 10                     |
| 194924 CONFIG           | CONFIG           | SLIDE TRACK 60W 4000K IP20 black configurable | ■               | 348,75             | -                      |
| 194924 CUSTOM           | CUSTOM           | SLIDE TRACK 60W IP20 black custom             | ■               | 336,37             | -                      |
| 195013                  | STANDARD         | STAR LINE 40W 4000K 160° IP20                 | □               | DESCAT             | -                      |
| 195013 DIM              | DIM              | STAR LINE 40W 4000K 160° IP20 DIM             | □               | DESCAT             | -                      |
| 195013 DALI/PUSH        | DALI/PUSH        | STAR LINE 40W 4000K 160° IP20 DALI/PUSH       | □               | DESCAT             | -                      |
| 195013 APP              | APP              | STAR LINE 40W 4000K 160° IP20 APP             | □               | DESCAT             | -                      |
| 195020                  | STANDARD         | STAR LINE 40W 5000K 160° IP20                 | □               | 65,95              | 8                      |
| 195020 DIM              | DIM              | STAR LINE 40W 5000K 160° IP20 DIM             | □               | 131,90             | -                      |
| 195020 DALI/PUSH        | DALI/PUSH        | STAR LINE 40W 5000K 160° IP20 DALI/PUSH       | □               | 153,70             | -                      |
| 195020 APP              | APP              | STAR LINE 40W 5000K 160° IP20 APP             | □               | 153,70             | -                      |
| 195044                  | STANDARD         | MAS LINE 60W 4500K 90° IP20                   | □               | 273,25             | 8                      |
| 195044 CONFIG           | CONFIG           | MAS LINE 60W IP20 configurable                | □               | 387,50             | -                      |
| 195044 DIM              | DIM              | MAS LINE 60W 4500K 90° IP20 DIM               | □               | 410,20             | -                      |
| 195044 DALI/PUSH        | DALI/PUSH        | MAS LINE 60W 4500K 90° IP20 DALI/PUSH         | □               | 473,55             | -                      |
| 195044 CUSTOM           | CUSTOM           | MAS LINE 60W IP20 custom                      | □               | 462,65             | -                      |
| 195068                  | STANDARD         | MAS LINE suspension kit                       | -               | 15,03              | -                      |
| 195075                  | STANDARD         | MAS LINE initial connector                    | □               | 50,08              | -                      |
| 195082                  | STANDARD         | MAS LINE end cap                              | □               | 2,01               | -                      |
| 195099                  | STANDARD         | MAS LINE T -connector                         | □               | 98,14              | -                      |
| 195105                  | STANDARD         | MAS LINE L-connector                          | □               | 77,69              | -                      |

# ARCHITECTURAL LIGHTING

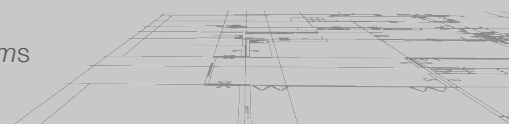
Hostelería y restauración, espacios de trabajo, zonas de exposición  
Restaurants and hotels, work spaces, exhibition areas and showrooms



| Referencia<br>Reference | Opción<br>Option | Descripción<br>Description                    | Color<br>Colour | PVP (€)<br>RRP (€) | Embalajes<br>Packaging |
|-------------------------|------------------|---|-----------------|--------------------|------------------------|
| <b>195204</b>           | <b>STANDARD</b>  | <b>MAS LINE X-connector</b>                   | □               | <b>98,14</b>       | -                      |
| <b>195211</b>           | <b>STANDARD</b>  | <b>BULK 25W 4000K 110° IP65</b>               | □               | <b>76,85</b>       | <b>18</b>              |
| 195211 DIM              | DIM              | BULK 25W 4000K 110° IP65 DIM                  | □               | 135,98             | -                      |
| 195211 DALI/PUSH        | DALI/PUSH        | BULK 25W 4000K 110° IP65 DALI/PUSH            | □               | 165,72             | -                      |
| 195228                  | CONFIG           | BULK 60W 3000K 110° IP65                      | □               | 178,57             | -                      |
| 195228 DIM              | DIM              | BULK 60W 3000K 110° IP65 DIM                  | □               | 248,40             | -                      |
| 195228 DALI/PUSH        | DALI/PUSH        | BULK 60W 3000K 110° IP65 DALI/PUSH            | □               | 311,75             | -                      |
| <b>195235</b>           | <b>STANDARD</b>  | <b>BULK 60W 4000K 110° IP65</b>               | □               | <b>178,57</b>      | <b>4</b>               |
| 195235 DIM              | DIM              | BULK 60W 4000K 110° IP65 DIM                  | □               | 248,40             | -                      |
| 195235 DALI/PUSH        | DALI/PUSH        | BULK 60W 4000K 110° IP65 DALI/PUSH            | □               | 311,75             | -                      |
| <b>195259</b>           | <b>STANDARD</b>  | <b>SPOT 7W 3000K 160° IP54</b>                | □               | <b>19,00</b>       | <b>100</b>             |
| <b>195266</b>           | <b>STANDARD</b>  | <b>SLIDE TRACK 30W 4000K 90° IP20 white</b>   | □               | <b>134,97</b>      | <b>10</b>              |
| 195266 CONFIG           | CONFIG           | SLIDE TRACK 30W 4000K IP20 white configurable | □               | 198,40             | -                      |
| 195266 CUSTOM           | CUSTOM           | SLIDE TRACK 30W IP20 white custom             | □               | 234,45             | -                      |
| <b>195273</b>           | <b>STANDARD</b>  | <b>SLIDE TRACK 30W 4000K 90° IP20 black</b>   | ■               | <b>134,97</b>      | <b>10</b>              |
| 195273 CONFIG           | CONFIG           | SLIDE TRACK 30W 4000K IP20 black configurable | ■               | 198,40             | -                      |
| 195273 CUSTOM           | CUSTOM           | SLIDE TRACK 30W IP20 black custom             | ■               | 234,45             | -                      |
| <b>195297</b>           | <b>STANDARD</b>  | <b>SLIDE FIX 30W 4000K 90° IP20 white</b>     | □               | <b>118,32</b>      | <b>10</b>              |
| 195297 CONFIG           | CONFIG           | SLIDE FIX 30W 4000K IP20 white configurable   | □               | 179,90             | -                      |
| 195297 DIM              | DIM              | SLIDE FIX 30W 4000K 90° IP20 white DIM        | □               | 177,50             | -                      |
| 195297 DALI/PUSH        | DALI/PUSH        | SLIDE FIX 30W 4000K 90° IP20 white DALI/PUSH  | □               | 207,20             | -                      |
| 195297 CUSTOM           | CUSTOM           | SLIDE FIX 30W IP20 white custom               | □               | 215,92             | -                      |
| <b>195303</b>           | <b>STANDARD</b>  | <b>SLIDE FIX 30W 4000K 90° IP20 black</b>     | ■               | <b>118,32</b>      | <b>10</b>              |
| 195303 CONFIG           | CONFIG           | SLIDE FIX 30W 4000K IP20 black configurable   | ■               | 179,90             | -                      |
| 195303 DIM              | DIM              | SLIDE FIX 30W 4000K 90° IP20 black DIM        | ■               | 177,50             | -                      |
| 195303 DALI/PUSH        | DALI/PUSH        | SLIDE FIX 30W 4000K 90° IP20 black DALI/PUSH  | ■               | 207,20             | -                      |
| 195303 CUSTOM           | CUSTOM           | SLIDE FIX 30W IP20 black custom               | ■               | 215,92             | -                      |
| <b>195341</b>           | <b>STANDARD</b>  | <b>WIFI Controller W 1CH</b>                  | -               | <b>41,86</b>       | <b>200</b>             |
| <b>195358</b>           | <b>STANDARD</b>  | <b>WIFI Controller CCT 2CH</b>                | -               | <b>41,86</b>       | <b>200</b>             |
| <b>195372</b>           | <b>STANDARD</b>  | <b>WIFI Controller RGB 3CH</b>                | -               | <b>42,76</b>       | <b>200</b>             |
| <b>195389</b>           | <b>STANDARD</b>  | <b>WIFI Controller RGB+CCT 5CH</b>            | -               | <b>42,76</b>       | <b>200</b>             |
| <b>195525</b>           | <b>STANDARD</b>  | <b>CONNECT sLINE suspension kit white</b>     | □               | <b>12,30</b>       | -                      |
| <b>195532</b>           | <b>STANDARD</b>  | <b>CONNECT sLINE suspension kit black</b>     | ■               | <b>12,30</b>       | -                      |
| <b>195549</b>           | <b>STANDARD</b>  | <b>CONNECT eLINE linear connection</b>        | -               | <b>2,79</b>        | -                      |
| <b>195556</b>           | <b>STANDARD</b>  | <b>CONNECT sLINE linear connection</b>        | -               | <b>2,54</b>        | -                      |
| <b>195563</b>           | <b>STANDARD</b>  | <b>POWER PREMIUM 45W 4000K 60° IP20</b>       | □               | <b>94,45</b>       | <b>18</b>              |
| 195563 DIM              | DIM              | POWER PREMIUM 45W 4000K 60° IP20 DIM          | □               | 164,32             | -                      |
| 195563 DALI/PUSH        | DALI/PUSH        | POWER PREMIUM 45W 4000K 60° IP20 DALI/PUSH    | □               | 183,35             | -                      |
| 195563 CUSTOM           | CUSTOM           | POWER PREMIUM 45W 60° IP20 custom             | □               | 203,45             | -                      |
| <b>195570</b>           | <b>STANDARD</b>  | <b>EASY CLIP ring IP20</b>                    | □               | <b>9,95</b>        | <b>50</b>              |
| <b>195587</b>           | <b>STANDARD</b>  | <b>EASY CLIP ring IP20</b>                    | □               | <b>8,66</b>        | <b>50</b>              |
| <b>195594</b>           | <b>STANDARD</b>  | <b>EASY CLIP ring IP20</b>                    | □               | <b>11,01</b>       | <b>50</b>              |
| <b>195600</b>           | <b>STANDARD</b>  | <b>FLAT 10W 4000K 160° IP20</b>               | □               | <b>25,26</b>       | <b>20</b>              |

# ARCHITECTURAL LIGHTING

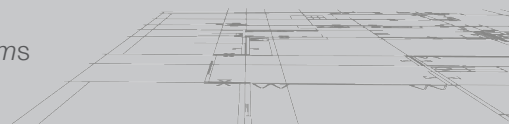
Hostelería y restauración, espacios de trabajo, zonas de exposición  
Restaurants and hotels, work spaces, exhibition areas and showrooms



| Referencia<br><i>Reference</i> | Opción<br><i>Option</i> | Descripción<br><i>Description</i>           | Color<br><i>Colour</i> | PVP (€)<br><i>RRP (€)</i> | Embalajes<br><i>Packaging</i> |
|--------------------------------|-------------------------|---|------------------------|---------------------------|-------------------------------|
| 195600 DIM                     | DIM                     | FLAT 10W 4000K 160° IP20 DIM                | □                      | 76,68                     | -                             |
| 195600 DALI/PUSH               | DALI/PUSH               | FLAT 10W 4000K 160° IP20 DALI/PUSH          | □                      | 114,12                    | -                             |
| 195600 APP                     | APP                     | FLAT 10W 4000K 160° IP20 APP                | □                      | 114,12                    | -                             |
| <b>195617</b>                  | <b>STANDARD</b>         | <b>FLAT 20W 4000K 160° IP20</b>             | □                      | <b>50,08</b>              | <b>10</b>                     |
| 195617 DIM                     | DIM                     | FLAT 20W 4000K 160° IP20 DIM                | □                      | 101,50                    | -                             |
| 195617 DALI/PUSH               | DALI/PUSH               | FLAT 20W 4000K 160° IP20 DALI/PUSH          | □                      | 138,35                    | -                             |
| 195617 APP                     | APP                     | FLAT 20W 4000K 160° IP20 APP                | □                      | 138,35                    | -                             |
| <b>195624</b>                  | <b>STANDARD</b>         | <b>FLAT 30W 4000K 160° IP20</b>             | □                      | <b>66,79</b>              | <b>10</b>                     |
| 195624 DIM                     | DIM                     | FLAT 30W 4000K 160° IP20 DIM                | □                      | 125,90                    | -                             |
| 195624 DALI/PUSH               | DALI/PUSH               | FLAT 30W 4000K 160° IP20 DALI/PUSH          | □                      | 155,65                    | -                             |
| 195624 APP                     | APP                     | FLAT 30W 4000K 160° IP20 APP                | □                      | 160,70                    | -                             |
| <b>195679</b>                  | <b>STANDARD</b>         | <b>PANEL CLAMPS</b>                         | -                      | <b>2,24</b>               | -                             |
| <b>195686</b>                  | <b>STANDARD</b>         | <b>MINI TUBE SQ 6W 3000K 60° IP54 white</b> | □                      | <b>29,06</b>              | <b>20</b>                     |
| <b>195693</b>                  | <b>STANDARD</b>         | <b>MINI TUBE SQ 6W 3000K 60° IP54 grey</b>  | ■                      | <b>29,06</b>              | <b>20</b>                     |
| <b>195709</b>                  | <b>STANDARD</b>         | <b>MINI TUBE 6W 3000K 60° IP54 white</b>    | □                      | <b>29,06</b>              | <b>20</b>                     |
| <b>195716</b>                  | <b>STANDARD</b>         | <b>MINI TUBE 6W 3000K 60° IP54 grey</b>     | ■                      | <b>29,06</b>              | <b>20</b>                     |
| <b>195723</b>                  | <b>STANDARD</b>         | <b>TUBE 2x6W 3000K 60° IP54 white</b>       | □                      | <b>50,30</b>              | <b>20</b>                     |
| <b>195730</b>                  | <b>STANDARD</b>         | <b>TUBE 2x6W 3000K 60° IP54 grey</b>        | ■                      | <b>50,30</b>              | <b>20</b>                     |
| <b>195747</b>                  | <b>STANDARD</b>         | <b>KONI 18W 3000K 24° IP20 white</b>        | □                      | <b>50,30</b>              | <b>20</b>                     |
| 195747 DIM                     | DIM                     | KONI 18W 3000K 24° IP20 white DIM           | □                      | 57,85                     | -                             |
| 195747 DALI/PUSH               | DALI/PUSH               | KONI 18W 3000K 24° IP20 white DALI/PUSH     | □                      | 62,90                     | -                             |
| 195747 APP                     | APP                     | KONI 18W 3000K 24° IP20 white APP           | □                      | 62,90                     | -                             |
| <b>195754</b>                  | <b>STANDARD</b>         | <b>KONI 18W 3000K 24° IP20 black</b>        | ■                      | <b>50,30</b>              | <b>20</b>                     |
| 195754 DIM                     | DIM                     | KONI 18W 3000K 24° IP20 black DIM           | ■                      | 57,85                     | -                             |
| 195754 DALI/PUSH               | DALI/PUSH               | KONI 18W 3000K 24° IP20 black DALI/PUSH     | ■                      | 62,90                     | -                             |
| 195754 APP                     | APP                     | KONI 18W 3000K 24° IP20 black APP           | ■                      | 62,90                     | -                             |
| <b>195761</b>                  | <b>STANDARD</b>         | <b>KONI 30W 3000K 24° IP20 white</b>        | □                      | <b>78,25</b>              | <b>20</b>                     |
| 195761 DIM                     | DIM                     | KONI 30W 3000K 24° IP20 white DIM           | □                      | 89,99                     | -                             |
| 195761 DALI/PUSH               | DALI/PUSH               | KONI 30W 3000K 24° IP20 white DALI/PUSH     | □                      | 97,85                     | -                             |
| 195761 APP                     | APP                     | KONI 30W 3000K 24° IP20 white APP           | □                      | 97,85                     | -                             |
| <b>195778</b>                  | <b>STANDARD</b>         | <b>KONI 30W 3000K 24° IP20 black</b>        | ■                      | <b>78,25</b>              | <b>20</b>                     |
| 195778 DIM                     | DIM                     | KONI 30W 3000K 24° IP20 black DIM           | ■                      | 89,99                     | -                             |
| 195778 DALI/PUSH               | DALI/PUSH               | KONI 30W 3000K 24° IP20 black DALI/PUSH     | ■                      | 97,85                     | -                             |
| 195778 APP                     | APP                     | KONI 30W 3000K 24° IP20 black APP           | ■                      | 97,85                     | -                             |
| <b>195792</b>                  | <b>STANDARD</b>         | <b>ZENIT 5W 3000K 38° IP20 white</b>        | □                      | <b>28,95</b>              | <b>48</b>                     |
| 195792 CONFIG                  | CONFIG                  | ZENIT 5W 4000K 38° IP20 configurable        | □ ■ ■ ■ ■ ■            | 40,61                     | -                             |
| <b>195808</b>                  | <b>STANDARD</b>         | <b>ZENIT 10W 3000K 38° IP20 white</b>       | □                      | <b>35,60</b>              | <b>48</b>                     |
| 195808 CONFIG                  | CONFIG                  | ZENIT 10W 38° IP20 configurable             | □ ■ ■ ■ ■ ■            | 46,95                     | -                             |
| 195808 DIM                     | DIM                     | ZENIT 10W 38° IP20 DIM                      | □ ■ ■ ■ ■ ■            | 87,02                     | -                             |
| 195808 DALI/PUSH               | DALI/PUSH               | ZENIT 10W 38° IP20 DALI/PUSH                | □ ■ ■ ■ ■ ■            | 124,46                    | -                             |
| 195808 APP                     | APP                     | ZENIT 10W 38° IP20 APP                      | □ ■ ■ ■ ■ ■            | 124,46                    | -                             |
| <b>195815</b>                  | <b>STANDARD</b>         | <b>DOT 10W 3000K 45° IP65 white</b>         | □                      | <b>55,83</b>              | <b>48</b>                     |
| 195815 CONFIG                  | CONFIG                  | DOT 10W 4000K 45° IP65 configurable         | □ ■ ■ ■ ■ ■            | 73,46                     | -                             |

# ARCHITECTURAL LIGHTING

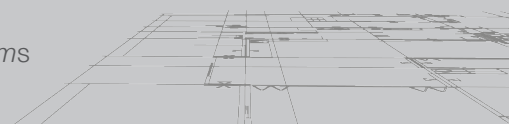
Hostelería y restauración, espacios de trabajo, zonas de exposición  
Restaurants and hotels, work spaces, exhibition areas and showrooms



| Referencia<br>Reference | Opción<br>Option | Descripción<br>Description                        | Color<br>Colour   | PVP (€)<br>RRP (€) | Embalajes<br>Packaging |
|-------------------------|------------------|---|---|--------------------|------------------------|
| 195815 DIM              | DIM              | DOT 10W 3000K/4000K 45° IP65 DIM                  | <input type="checkbox"/> <input type="checkbox"/> <input type="checkbox"/> <input type="checkbox"/> | 107,30             | -                      |
| 195815 DALI/PUSH        | DALI/PUSH        | DOT 10W 3000K/4000K 45° IP65 DALI/PUSH            | <input type="checkbox"/> <input type="checkbox"/> <input type="checkbox"/> <input type="checkbox"/> | 144,70             | -                      |
| 195815 APP              | APP              | DOT 10W 3000K/4000K 45° IP65 APP                  | <input type="checkbox"/> <input type="checkbox"/> <input type="checkbox"/> <input type="checkbox"/> | 144,70             | -                      |
| <b>195822</b>           | <b>STANDARD</b>  | <b>DOT 20W 3000K 45° IP65 white</b>               | <input type="checkbox"/>  | <b>83,16</b>       | <b>48</b>              |
| 195822 CONFIG           | CONFIG           | DOT 20W 4000K 45° IP65 configurable               | <input type="checkbox"/> <input type="checkbox"/> <input type="checkbox"/> <input type="checkbox"/> | 115,56             | -                      |
| 195822 DIM              | DIM              | DOT 20W 3000K/4000K 45° IP65 DIM                  | <input type="checkbox"/> <input type="checkbox"/> <input type="checkbox"/> <input type="checkbox"/> | 134,60             | -                      |
| 195822 DALI/PUSH        | DALI/PUSH        | DOT 20W 3000K/4000K 45° IP65 DALI/PUSH            | <input type="checkbox"/> <input type="checkbox"/> <input type="checkbox"/> <input type="checkbox"/> | 172,03             | -                      |
| 195822 RAPP             | APP              | DOT 20W 3000K/4000K 45° IP65 APP                  | <input type="checkbox"/> <input type="checkbox"/> <input type="checkbox"/> <input type="checkbox"/> | 172,03             | -                      |
| <b>195839</b>           | <b>STANDARD</b>  | <b>DOTin 10W 3000K 45° IP65 white</b>             | <input type="checkbox"/>  | <b>45,72</b>       | <b>48</b>              |
| 195839 CONFIG           | CONFIG           | DOTin 10W 4000K 45° IP65 configurable             | <input type="checkbox"/> <input type="checkbox"/> <input type="checkbox"/> <input type="checkbox"/> | 81,53              | -                      |
| 195839 DIM              | DIM              | DOTin 10W 3000K/4000K 45° IP65 DIM                | <input type="checkbox"/> <input type="checkbox"/> <input type="checkbox"/> <input type="checkbox"/> | 97,15              | -                      |
| 195839 DALI/PUSH        | DALI/PUSH        | DOTin 10W 3000K/4000K 45° IP65 DALI/PUSH          | <input type="checkbox"/> <input type="checkbox"/> <input type="checkbox"/> <input type="checkbox"/> | 134,58             | -                      |
| 195839 APP              | APP              | DOTin 10W 3000K/4000K 45° IP65 APP                | <input type="checkbox"/> <input type="checkbox"/> <input type="checkbox"/> <input type="checkbox"/> | 134,58             | -                      |
| <b>195846 P45 W/B</b>   | <b>STANDARD</b>  | <b>ICON 45W 4000K 45° IP20 white/black</b>        | <input type="checkbox"/> <input type="checkbox"/>   | <b>148,11</b>      | <b>12</b>              |
| 195846 P45 W/B CONFIG   | CONFIG           | ICON 45W 3000K IP20 white/black configurable lens | <input type="checkbox"/> <input type="checkbox"/>   | 223,40             | -                      |
| 195846 P45 W/B CUSTOM   | CUSTOM           | ICON 45W IP20 white/black custom                  | <input type="checkbox"/> <input type="checkbox"/>   | 217,35             | -                      |
| <b>195846 P55 W/B</b>   | <b>STANDARD</b>  | <b>ICON 55W 4000K 45° IP20 white/black</b>        | <input type="checkbox"/> <input type="checkbox"/>   | <b>225,50</b>      | <b>12</b>              |
| 195846 P55 W/B CONFIG   | CONFIG           | ICON 55W 3000K IP20 white/black configurable lens | <input type="checkbox"/> <input type="checkbox"/>   | 283,61             | -                      |
| 195846 P55 W/B CUSTOM   | CUSTOM           | ICON 55W IP20 white/black custom                  | <input type="checkbox"/> <input type="checkbox"/>   | 277,59             | -                      |
| <b>195969</b>           | <b>STANDARD</b>  | <b>NEON 2835SMD 3000K 10W/m 120led/m IP65 24V</b> | <input type="checkbox"/>  | <b>DESCAT</b>      | -                      |
| <b>195976</b>           | <b>STANDARD</b>  | <b>NEON 2835SMD 4000K 10W/m 120led/m IP65 24V</b> | <input type="checkbox"/>  | <b>DESCAT</b>      | -                      |
| <b>195983</b>           | <b>STANDARD</b>  | <b>NEON 2835SMD 3000K 20W/m 120led/m IP65 24V</b> | <input type="checkbox"/>  | <b>DESCAT</b>      | -                      |
| <b>195990</b>           | <b>STANDARD</b>  | <b>NEON 2835SMD 4000K 20W/m 120led/m IP65 24V</b> | <input type="checkbox"/>  | <b>DESCAT</b>      | -                      |
| 196027                  | CONFIG           | KONI 18W 4000K 24° IP20 white                     | <input type="checkbox"/>  | 55,40              | -                      |
| 196027 DIM              | DIM              | KONI 18W 4000K 24° IP20 white DIM                 | <input type="checkbox"/>  | 63,65              | -                      |
| 196027 DALI/PUSH        | DALI/PUSH        | KONI 18W 4000K 24° IP20 white DALI/PUSH           | <input type="checkbox"/>  | 69,19              | -                      |
| 196027 APP              | APP              | KONI 18W 4000K 24° IP20 white APP                 | <input type="checkbox"/>  | 69,19              | -                      |
| 196034                  | CONFIG           | KONI 18W 4000K 24° IP20 black                     | <input checked="" type="checkbox"/>   | 55,40              | -                      |
| 196034 DIM              | DIM              | KONI 18W 4000K 24° IP20 black DIM                 | <input checked="" type="checkbox"/>   | 63,65              | -                      |
| 196034 DALI/PUSH        | DALI/PUSH        | KONI 18W 4000K 24° IP20 black DALI/PUSH           | <input checked="" type="checkbox"/>   | 69,19              | -                      |
| 196034 APP              | APP              | KONI 18W 4000K 24° IP20 black APP                 | <input checked="" type="checkbox"/>   | 69,19              | -                      |
| 196041                  | CONFIG           | KONI 30W 4000K 24° IP20 white                     | <input type="checkbox"/>  | 86,10              | -                      |
| 196041 DIM              | DIM              | KONI 30W 4000K 24° IP20 white DIM                 | <input type="checkbox"/>  | 98,99              | -                      |
| 196041 DALI/PUSH        | DALI/PUSH        | KONI 30W 4000K 24° IP20 white DALI/PUSH           | <input type="checkbox"/>  | 107,60             | -                      |
| 196041 APP              | APP              | KONI 30W 4000K 24° IP20 white APP                 | <input type="checkbox"/>  | 107,60             | -                      |
| 196058                  | CONFIG           | KONI 30W 4000K 24° IP20 black                     | <input checked="" type="checkbox"/>   | 86,10              | -                      |
| 196058 DIM              | DIM              | KONI 30W 4000K 24° IP20 black DIM                 | <input checked="" type="checkbox"/>   | 98,99              | -                      |
| 196058 DALI/PUSH        | DALI/PUSH        | KONI 30W 4000K 24° IP20 black DALI/PUSH           | <input checked="" type="checkbox"/>   | 107,60             | -                      |
| 196058 APP              | APP              | KONI 30W 4000K 24° IP20 black APP                 | <input checked="" type="checkbox"/>   | 107,60             | -                      |
| <b>196065</b>           | <b>STANDARD</b>  | <b>CONNECT sLINE 35W 4000K 120° IP20 white</b>    | <input type="checkbox"/>  | <b>153,12</b>      | <b>10</b>              |
| 196065 DIM              | DIM              | CONNECT sLINE 35W 4000K 120° IP20 white DIM       | <input type="checkbox"/>  | 214,62             | -                      |
| 196065 DALI/PUSH        | DALI/PUSH        | CONNECT sLINE 35W 4000K 120° IP20 white DALI/PUSH | <input type="checkbox"/>  | 277,19             | -                      |
| 196065 APP              | APP              | CONNECT sLINE 35W 4000K 120° IP20 white APP       | <input type="checkbox"/>  | 290,72             | -                      |

# ARCHITECTURAL LIGHTING

Hostelería y restauración, espacios de trabajo, zonas de exposición  
Restaurants and hotels, work spaces, exhibition areas and showrooms

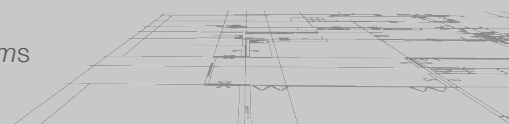


| Referencia<br>Reference | Opción<br>Option | Descripción<br>Description                        | Color<br>Colour | PVP (€)<br>RRP (€) | Embalajes<br>Packaging |
|-------------------------|------------------|---|-----------------|--------------------|------------------------|
| <b>196072</b>           | <b>STANDARD</b>  | <b>CONNECT sLINE 35W 4000K 120° IP20 black</b>    | ■               | <b>153,12</b>      | <b>10</b>              |
| 196072 DIM              | DIM              | CONNECT sLINE 35W 4000K 120° IP20 black DIM       | ■               | 214,62             | -                      |
| 196072 DALI/PUSH        | DALI/PUSH        | CONNECT sLINE 35W 4000K 120° IP20 black DALI/PUSH | ■               | 277,19             | -                      |
| 196072 APP              | APP              | CONNECT sLINE 35W 4000K 120° IP20 black APP       | ■               | 290,72             | -                      |
| <b>196089</b>           | <b>STANDARD</b>  | <b>CONNECT sLINE 45W 4000K 120° IP20 white</b>    | □               | <b>198,66</b>      | <b>10</b>              |
| 196089 DIM              | DIM              | CONNECT sLINE 45W 4000K 120° IP20 white DIM       | □               | 265,66             | -                      |
| 196089 DALI/PUSH        | DALI/PUSH        | CONNECT sLINE 45W 4000K 120° IP20 white DALI/PUSH | □               | 322,74             | -                      |
| 196089 APP              | APP              | CONNECT sLINE 45W 4000K 120° IP20 white APP       | □               | 336,94             | -                      |
| <b>196096</b>           | <b>STANDARD</b>  | <b>CONNECT sLINE 45W 4000K 120° IP20 black</b>    | ■               | <b>198,66</b>      | <b>10</b>              |
| 196096 DIM              | DIM              | CONNECT sLINE 45W 4000K 120° IP20 black DIM       | ■               | 265,66             | -                      |
| 196096 DALI/PUSH        | DALI/PUSH        | CONNECT sLINE 45W 4000K 120° IP20 black DALI/PUSH | ■               | 322,74             | -                      |
| 196096 APP              | APP              | CONNECT sLINE 45W 4000K 120° IP20 black APP       | ■               | 336,94             | -                      |
| <b>196102</b>           | <b>STANDARD</b>  | <b>CONNECT eLINE 35W 4000K 120° IP20 white</b>    | □               | <b>156,95</b>      | <b>10</b>              |
| 196102 DIM              | DIM              | CONNECT eLINE 35W 4000K 120° IP20 white DIM       | □               | 232,60             | -                      |
| 196102 DALI/PUSH        | DALI/PUSH        | CONNECT eLINE 35W 4000K 120° IP20 white DALI/PUSH | □               | 309,55             | -                      |
| 196102 APP              | APP              | CONNECT eLINE 35W 4000K 120° IP20 white APP       | □               | 326,19             | -                      |
| <b>196119</b>           | <b>STANDARD</b>  | <b>CONNECT eLINE 35W 4000K 120° IP20 black</b>    | ■               | <b>156,95</b>      | <b>10</b>              |
| 196119 DIM              | DIM              | CONNECT eLINE 35W 4000K 120° IP20 black DIM       | ■               | 232,60             | -                      |
| 196119 DALI/PUSH        | DALI/PUSH        | CONNECT eLINE 35W 4000K 120° IP20 black DALI/PUSH | ■               | 309,55             | -                      |
| 196119 APP              | APP              | CONNECT eLINE 35W 4000K 120° IP20 black APP       | ■               | 326,19             | -                      |
| <b>196126</b>           | <b>STANDARD</b>  | <b>CONNECT eLINE 45W 4000K 120° IP20 white</b>    | □               | <b>174,62</b>      | <b>10</b>              |
| 196126 DIM              | DIM              | CONNECT eLINE 45W 4000K 120° IP20 white DIM       | □               | 256,95             | -                      |
| 196126 DALI/PUSH        | DALI/PUSH        | CONNECT eLINE 45W 4000K 120° IP20 white DALI/PUSH | □               | 327,20             | -                      |
| 196126 APP              | APP              | CONNECT eLINE 45W 4000K 120° IP20 white APP       | □               | 344,65             | -                      |
| <b>196133</b>           | <b>STANDARD</b>  | <b>CONNECT eLINE 45W 4000K 120° IP20 black</b>    | ■               | <b>174,62</b>      | <b>10</b>              |
| 196133 DIM              | DIM              | CONNECT eLINE 45W 4000K 120° IP20 black DIM       | ■               | 256,95             | -                      |
| 196133 DALI/PUSH        | DALI/PUSH        | CONNECT eLINE 45W 4000K 120° IP20 black DALI/PUSH | ■               | 327,20             | -                      |
| 196133 APP              | APP              | CONNECT eLINE 45W 4000K 120° IP20 black APP       | ■               | 344,65             | -                      |
| <b>196140</b>           | <b>STANDARD</b>  | <b>CONNECT eLINE 60W 4000K 120° IP20 black</b>    | ■               | <b>220,88</b>      | <b>10</b>              |
| 196140 DIM              | DIM              | CONNECT eLINE 60W 4000K 120° IP20 black DIM       | ■               | 295,45             | -                      |
| 196140 DALI/PUSH        | DALI/PUSH        | CONNECT eLINE 60W 4000K 120° IP20 black DALI/PUSH | ■               | 344,95             | -                      |
| 196140 APP              | APP              | CONNECT eLINE 60W 4000K 120° IP20 black APP       | ■               | 344,95             | -                      |
| <b>196157</b>           | <b>STANDARD</b>  | <b>CONNECT sLINE L-connector white</b>            | □               | <b>43,24</b>       | -                      |
| <b>196164</b>           | <b>STANDARD</b>  | <b>CONNECT sLINE L-connector black</b>            | ■               | <b>43,24</b>       | -                      |
| <b>196171</b>           | <b>STANDARD</b>  | <b>CONNECT sLINE L-connector white</b>            | □               | <b>44,57</b>       | -                      |
| <b>196188</b>           | <b>STANDARD</b>  | <b>CONNECT sLINE L-connector black</b>            | ■               | <b>44,57</b>       | -                      |
| <b>196195</b>           | <b>STANDARD</b>  | <b>CONNECT sLINE T-connector white</b>            | □               | <b>53,65</b>       | -                      |
| <b>196201</b>           | <b>STANDARD</b>  | <b>CONNECT sLINE T-connector black</b>            | ■               | <b>53,65</b>       | -                      |
| <b>196218</b>           | <b>STANDARD</b>  | <b>CONNECT sLINE T-connector white</b>            | □               | <b>55,31</b>       | -                      |
| <b>196225</b>           | <b>STANDARD</b>  | <b>CONNECT sLINE T-connector black</b>            | ■               | <b>55,31</b>       | -                      |
| <b>196232</b>           | <b>STANDARD</b>  | <b>CONNECT eLINE L-connector white</b>            | □               | <b>41,97</b>       | -                      |
| <b>196249</b>           | <b>STANDARD</b>  | <b>CONNECT eLINE L-connector black</b>            | ■               | <b>41,97</b>       | -                      |
| <b>196256</b>           | <b>STANDARD</b>  | <b>CONNECT eLINE L-connector white</b>            | □               | <b>43,27</b>       | -                      |



# ARCHITECTURAL LIGHTING

Hostelería y restauración, espacios de trabajo, zonas de exposición  
Restaurants and hotels, work spaces, exhibition areas and showrooms

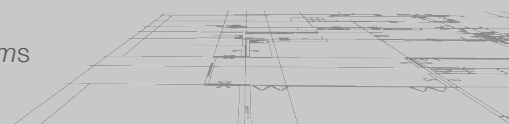


| Referencia<br>Reference | Opción<br>Option | Descripción<br>Description                 | Color<br>Colour | PVP (€)<br>RRP (€) | Embalajes<br>Packaging |
|-------------------------|------------------|--|-----------------|--------------------|------------------------|
| 196263                  | STANDARD         | CONNECT eLINE L-connector black            | ■               | 43,27              | -                      |
| 196270                  | STANDARD         | CONNECT eLINE T-connector white            | □               | 50,58              | -                      |
| 196287                  | STANDARD         | CONNECT eLINE T-connector black            | ■               | 50,58              | -                      |
| 196294                  | STANDARD         | CONNECT eLINE T-connector white            | □               | 52,14              | -                      |
| 196300                  | STANDARD         | CONNECT eLINE T-connector black            | ■               | 52,14              | -                      |
| 196317                  | STANDARD         | MAP X 15W 3000K 36° IP20 white             | □               | 54,77              | 20                     |
| 196317 CONFIG           | CONFIG           | MAP X 15W 3000K IP20 white configurable    | □               | 89,15              | -                      |
| 196317 CUSTOM           | CUSTOM           | MAP X 15W IP20 white custom                | □               | 99,36              | -                      |
| 196324                  | STANDARD         | MAP X 15W 3000K 36° IP20 black             | ■               | 54,77              | 20                     |
| 196324 CONFIG           | CONFIG           | MAP X 15W 3000K IP20 black configurable    | ■               | 89,15              | -                      |
| 196324 CUSTOM           | CUSTOM           | MAP X 15W IP20 black custom                | ■               | 99,36              | -                      |
| 196331                  | CONFIG           | MAP X 15W 4000K 36° IP20 white             | □               | 95,95              | -                      |
| 196331 CONFIG           | CONFIG           | MAP X 15W 4000K IP20 white configurable    | □               | 99,36              | -                      |
| 196331 CUSTOM           | CUSTOM           | MAP X 15W IP20 white custom                | □               | 109,60             | -                      |
| 196348                  | CONFIG           | MAP X 15W 4000K 36° IP20 black             | ■               | 95,95              | -                      |
| 196348 CONFIG           | CONFIG           | MAP X 15W 4000K IP20 black configurable    | ■               | 99,36              | -                      |
| 196348 CUSTOM           | CUSTOM           | MAP X 15W IP20 black custom                | ■               | 109,60             | -                      |
| 196355                  | CONFIG           | POWER PREMIUM 30W 3000K 60° IP20           | □               | 152,08             | -                      |
| 196355 DIM              | DIM              | POWER PREMIUM 30W 3000K 60° IP20 DIM       | □               | 169,74             | -                      |
| 196355 DALI/PUSH        | DALI/PUSH        | POWER PREMIUM 30W 3000K 60° IP20 DALI/PUSH | □               | 199,47             | -                      |
| 196355 CUSTOM           | CUSTOM           | POWER PREMIUM 30W 60° IP20 custom          | □               | 152,08             | -                      |
| 196362                  | STANDARD         | POWER PREMIUM 30W 4000K 60° IP20           | □               | 89,09              | 18                     |
| 196362 DIM              | DIM              | POWER PREMIUM 30W 4000K 60° IP20 DIM       | □               | 148,22             | -                      |
| 196362 DALI/PUSH        | DALI/PUSH        | POWER PREMIUM 30W 4000K 60° IP20 DALI/PUSH | □               | 177,95             | -                      |
| 196362 CUSTOM           | CUSTOM           | POWER PREMIUM 30W 60° IP20 custom          | □               | 152,08             | -                      |
| 196379                  | CONFIG           | POWER PREMIUM 45W 3000K 60° IP20           | □               | 161,89             | -                      |
| 196379 DIM              | DIM              | POWER PREMIUM 45W 3000K 60° IP20 DIM       | □               | 188,20             | -                      |
| 196379 DALI/PUSH        | DALI/PUSH        | POWER PREMIUM 45W 3000K 60° IP20 DALI/PUSH | □               | 207,20             | -                      |
| 196379 CUSTOM           | CUSTOM           | POWER PREMIUM 45W 60° IP20 custom          | □               | 203,45             | -                      |
| 196386                  | CONFIG           | POWER PREMIUM 55W 3000K 45° IP20           | □               | 217,60             | -                      |
| 196386 DIM              | DIM              | POWER PREMIUM 55W 3000K 45° IP20 DIM       | □               | 236,65             | -                      |
| 196386 DALI/PUSH        | DALI/PUSH        | POWER PREMIUM 55W 3000K 45° IP20 DALI/PUSH | □               | 299,80             | -                      |
| 196386 CUSTOM           | CUSTOM           | POWER PREMIUM 55W 45° IP20 custom          | □               | 285,50             | -                      |
| 196393                  | STANDARD         | POWER PREMIUM 55W 4000K 45° IP20           | □               | 142,91             | 18                     |
| 196393 DIM              | DIM              | POWER PREMIUM 55W 4000K 45° IP20 DIM       | □               | 212,77             | -                      |
| 196393 DALI/PUSH        | DALI/PUSH        | POWER PREMIUM 55W 4000K 45° IP20 DALI/PUSH | □               | 276,10             | -                      |
| 196393 CUSTOM           | CUSTOM           | POWER PREMIUM 55W 45° IP20 custom          | □               | 285,50             | -                      |
| 196430                  | CONFIG           | BULK 25W 3000K 110° IP65                   | □               | 76,85              | -                      |
| 196430 DIM              | DIM              | BULK 25W 3000K 110° IP65 DIM               | □               | 135,98             | -                      |
| 196430 DALI/PUSH        | DALI/PUSH        | BULK 25W 3000K 110° IP65 DALI/PUSH         | □               | 165,72             | -                      |
| 201-01                  | STANDARD         | SINGLE ring white                          | □               | 2,68               | 100                    |
| 202-01                  | STANDARD         | SINGLE ring white                          | □               | 4,19               | 100                    |
| 203-01                  | STANDARD         | SINGLE ring white                          | □               | 7,38               | 100                    |



# ARCHITECTURAL LIGHTING

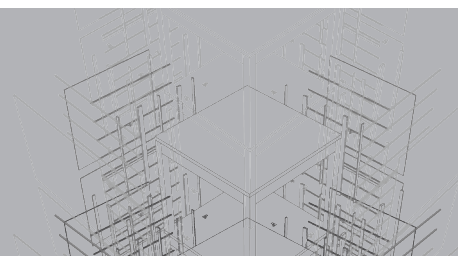
Hostelería y restauración, espacios de trabajo, zonas de exposición  
Restaurants and hotels, work spaces, exhibition areas and showrooms



| Referencia<br><i>Reference</i> | Opción<br><i>Option</i> | Descripción<br><i>Description</i> | Color<br><i>Colour</i> | PVP (€)<br><i>RRP (€)</i> | Embalajes<br><i>Packaging</i> |
|--------------------------------|-------------------------|-----------------------------------|------------------------|---------------------------|-------------------------------|
| 204-01                         | STANDARD                | SINGLE ring white                 | □                      | 8,44                      | 100                           |
| 241-01                         | STANDARD                | BASIC ring white                  | □                      | 7,80                      | 100                           |
| 241-06                         | STANDARD                | BASIC ring aluminium              | ■                      | DESCAT                    | 100                           |
| 242-01                         | STANDARD                | BASIC ring white                  | □                      | 7,10                      | 100                           |
| 242-06                         | STANDARD                | BASIC ring aluminium              | ■                      | DESCAT                    | 100                           |
| 256/1-01                       | STANDARD                | BASIC 111 ring white              | □                      | DESCAT                    | -                             |
| 256/1-06                       | STANDARD                | BASIC 111 ring aluminium          | ■                      | DESCAT                    | -                             |
| 256/2-01                       | STANDARD                | BASIC 111 ring white              | □                      | DESCAT                    | -                             |
| 256/2-06                       | STANDARD                | BASIC 111 ring aluminium          | ■                      | DESCAT                    | -                             |
| 256/3-01                       | STANDARD                | BASIC 111 ring white              | □                      | DESCAT                    | -                             |
| 256/3-06                       | STANDARD                | BASIC 111 ring aluminium          | ■                      | DESCAT                    | -                             |
| 256/4-01                       | STANDARD                | BASIC 111 ring white              | □                      | DESCAT                    | -                             |
| 256/4-06                       | STANDARD                | BASIC 111 ring aluminium          | ■                      | DESCAT                    | -                             |
| EV1                            | STANDARD                | SET-D Repeater 1CH                | -                      | 24,59                     | -                             |
| EV3                            | STANDARD                | SET-A Repeater 3CH                | -                      | 41,08                     | -                             |
| EV3-X                          | STANDARD                | SET-A Repeater 3CH                | -                      | 58,63                     | -                             |
| KL                             | STANDARD                | DIMMER Panel 1CH 0/1-10V          | □                      | 45,83                     | -                             |
| R1                             | STANDARD                | SET-D Remote control              | ■                      | 24,70                     | -                             |
| RT1                            | STANDARD                | SET-D Remote control              | ■                      | 36,89                     | -                             |
| RT10                           | STANDARD                | SET-A Remote control              | ■                      | 42,48                     | -                             |
| RT2                            | STANDARD                | SET-C Remote control              | ■                      | 42,48                     | -                             |
| RT4                            | STANDARD                | SET-B Remote control              | ■                      | 42,48                     | -                             |
| RT6                            | STANDARD                | SET-D Remote control              | ■                      | 42,48                     | -                             |
| RT7                            | STANDARD                | SET-C Remote control              | ■                      | 39,68                     | -                             |
| RT9                            | STANDARD                | SET-B Remote control              | ■                      | 41,36                     | -                             |
| T1-1                           | STANDARD                | SET-D Touch control panel         | □                      | 73,05                     | -                             |
| T11-1                          | STANDARD                | SET-D Touch control panel         | □                      | 81,71                     | -                             |
| T12-1                          | STANDARD                | SET-C Touch control panel         | □                      | 85,96                     | -                             |
| T13-1                          | STANDARD                | SET-B Touch control panel         | □                      | 90,26                     | -                             |
| T15                            | STANDARD                | SET-A Touch control panel         | □                      | 106,14                    | -                             |
| T15-1                          | STANDARD                | SET-A Touch control panel         | □                      | 96,97                     | -                             |
| T18-1                          | STANDARD                | DIMMER Touch Panel 4CH 0/1-10V    | □                      | 89,87                     | -                             |
| T2-1                           | STANDARD                | SET-C Touch control panel         | □                      | 68,80                     | -                             |
| V1                             | STANDARD                | SET-D Receiver 1CH                | -                      | 27,50                     | -                             |
| V2                             | STANDARD                | SET-C Receiver 2CH                | -                      | 25,99                     | -                             |
| V3                             | STANDARD                | SET-B Receiver 3CH                | -                      | 28,67                     | -                             |
| V5                             | STANDARD                | SET-A Receiver 5CH                | -                      | 60,08                     | -                             |
| V5-M                           | STANDARD                | SET-A Receiver 5CH                | -                      | 36,94                     | -                             |

# INDUSTRIAL LIGHTING

Naves industriales, aparcamientos y talleres, pistas deportivas y estadios  
Industrial facilities, parkings, workshops, sport courts and stadiums



Se diferencian productos con sus distintas opciones:

**STANDARD:** Artículo estándar. Disponibilidad inmediata salvo rotura de stock.

**CONFIG:** Artículo configurable con cambio de CCT y/o lente. Corresponde a las diferentes referencias que se pueden configurar para cada producto según las instrucciones indicadas en Catálogo V1. Consultar disponibilidad y plazo de entrega.

**DIM:** Artículo con modo de regulación 1..10V. Consultar disponibilidad y plazo de entrega.

**DALI/PUSH:** Artículo con modo de regulación DALI o PUSH. Consultar disponibilidad y plazo de entrega.

The following products are defined by their different options:

**STANDARD:** Standard product. Immediate availability except in case of stockout.

**CONFIG:** Configurable product with different CCT, lenses and/or reflectors. It corresponds to the different references that may be configured for each product according to the instructions indicated on the Catalogue V1. Check availability and delivery time.

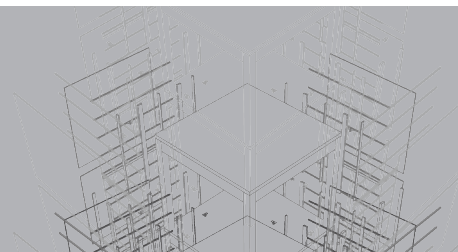
**DIM:** Product with 1..10V dimming function. Check availability and delivery time.

**DALI/PUSH:** Product with DALI or PUSH dimming function. Check availability and delivery time.

| Referencia<br>Reference | Opción<br>Option | Descripción<br>Description               | Color<br>Colour | PVP (€)<br>RRP (€) | Embalajes<br>Packaging |
|-------------------------|------------------|--|-----------------|--------------------|------------------------|
| 189012                  | STANDARD         | TRAIL 18W 5000K 180° IP65                | □               | 25,15              | 10                     |
| 189029                  | STANDARD         | TRAIL 36W 5000K 180° IP65                | □               | 44,49              | 10                     |
| 189036                  | STANDARD         | TRAIL 45W 5000K 180° IP65                | □               | 55,72              | 10                     |
| 189203                  | STANDARD         | iLINE 150W 5000K 60°x90° IP65            | ■               | 392,91             | -                      |
| 189203 DIM              | DIM              | iLINE 150W 5000K 60°x90° IP65 DIM        | ■               | 584,00             | -                      |
| 189203 DALI             | DALI             | iLINE 150W 5000K 60°x90° IP65 DALI       | ■               | 646,87             | -                      |
| 190117                  | STANDARD         | EASYLINE 20W 4500K 60° IP42              | ■               | 61,48              | -                      |
| 190124                  | STANDARD         | EASYLINE 40W 4500K 60° IP42              | ■               | DESCAT             | -                      |
| 190148                  | STANDARD         | SENSOR MERRYTEK - EASYLINE               | -               | 42,06              | -                      |
| 190483                  | STANDARD         | PRO 30W 5000K 120° IP65                  | ■               | 74,33              | 8                      |
| 190490                  | STANDARD         | PRO 50W 5000K 120° IP65                  | ■               | DESCAT             | -                      |
| 190506                  | STANDARD         | PRO 100W 5000K 120° IP65                 | ■               | DESCAT             | -                      |
| 190513                  | STANDARD         | PRO 150W 5000K 120° IP65                 | ■               | DESCAT             | -                      |
| 190520                  | STANDARD         | PRO 200W 5000K 120° IP65                 | ■               | 380,05             | 4                      |
| 190537                  | STANDARD         | PRO 240W 5000K 120° IP65                 | ■               | 463,89             | 4                      |
| 190797                  | STANDARD         | DRON 100W 5000K 120° IP65                | ■               | 221,96             | -                      |
| 190797 DIM              | DIM              | DRON 100W 5000K 120° IP65 DIM            | ■               | 293,45             | -                      |
| 190803                  | STANDARD         | DRON 150W 5000K 120° IP65                | ■               | 249,20             | -                      |
| 190803 DIM              | DIM              | DRON 150W 5000K 120° IP65 DIM            | ■               | 340,37             | -                      |
| 190810                  | STANDARD         | DRON 200W 5000K 120° IP65                | ■               | 340,41             | -                      |
| 190810 DIM              | DIM              | DRON 200W 5000K 120° IP65 DIM            | ■               | 431,80             | -                      |
| 190957                  | STANDARD         | iLINE 50W 5000K 60°x90° IP65             | ■               | 179,41             | -                      |
| 190957 DIM              | DIM              | iLINE 50W 5000K 60°x90° IP65 DIM         | ■               | 194,70             | -                      |
| 190957 DALI             | DALI             | iLINE 50W 5000K 60°x90° IP65 DALI        | ■               | 373,90             | -                      |
| 190964                  | STANDARD         | iLINE 100W 5000K 60°x90° IP65            | ■               | 322,60             | -                      |
| 190964 DIM              | DIM              | iLINE 100W 5000K 60°x90° IP65 DIM        | ■               | 488,60             | -                      |
| 190964 DALI             | DALI             | iLINE 100W 5000K 60°x90° IP65 DALI       | ■               | 546,25             | -                      |
| 193217                  | STANDARD         | TRAIL PLUS ON/OFF 18W 5000K 240° IP66    | □               | 44,32              | 10                     |
| 193224                  | STANDARD         | TRAIL PLUS ON/OFF 36W 5000K 240° IP66    | □               | 68,86              | 10                     |
| 193231                  | STANDARD         | TRAIL PLUS ON/OFF 45W 5000K 240° IP66    | □               | 81,99              | 10                     |
| 193248                  | STANDARD         | TRAIL PLUS SENSOR 18W 5000K 240° IP66    | □               | 52,48              | 10                     |
| 193255                  | STANDARD         | TRAIL PLUS SENSOR 36W 5000K 240° IP66    | □               | 85,40              | 10                     |
| 193262                  | STANDARD         | TRAIL PLUS SENSOR 45W 5000K 240° IP66    | □               | 100,32             | 10                     |
| 193279                  | STANDARD         | TRAIL PLUS EMERGENCY 18W 5000K 240° IP66 | □               | 59,97              | 10                     |

# INDUSTRIAL LIGHTING

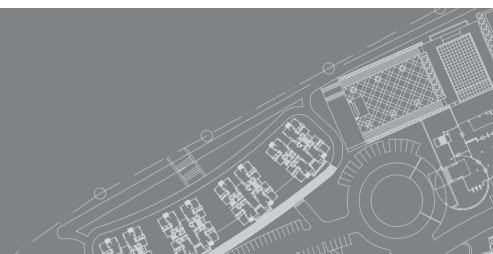
Naves industriales, aparcamientos y talleres, pistas deportivas y estadios  
Industrial facilities, parkings, workshops, sport courts and stadiums



| Referencia<br><i>Reference</i> | Opción<br><i>Option</i> | Descripción<br><i>Description</i>                 | Color<br><i>Colour</i> | PVP (€)<br><i>RRP (€)</i> | Embalajes<br><i>Packaging</i> |
|--------------------------------|-------------------------|---|------------------------|---------------------------|-------------------------------|
| 193286                         | STANDARD                | TRAIL PLUS EMERGENCY 36W 5000K 240° IP66          | □                      | 98,81                     | 10                            |
| 193293                         | STANDARD                | TRAIL PLUS EMERGENCY 45W 5000K 240° IP66          | □                      | 116,81                    | 10                            |
| 193705                         | STANDARD                | SPORTPRO 60W 4000K 120°x68° IP66                  | ■                      | DESCAT                    | -                             |
| 193712                         | STANDARD                | SPORTPRO 120W 4000K 120°x68° IP66                 | ■                      | DESCAT                    | -                             |
| 193729                         | STANDARD                | SPORTPRO 200W 4000K 120°x68° IP66                 | ■                      | DESCAT                    | -                             |
| 195242                         | STANDARD                | GROUND 100W-200W 5000K 60° IP66                   | ■                      | 527,62                    | -                             |
| 195242 CONFIG                  | CONFIG                  | GROUND 100W-200W 5000K IP66 configurable lenses   | ■                      | 562,82                    | -                             |
| 195242 DIM                     | DIM                     | GROUND 100W-200W 5000K 60° IP66 DIM               | ■                      | 547,80                    | -                             |
| 195242 DALI/PUSH               | DALI/PUSH               | GROUND 100W-200W 5000K 60° IP66 DALI/PUSH         | ■                      | 602,60                    | -                             |
| 195280                         | STANDARD                | GROUND 200W-400W 5000K 60° IP66                   | ■                      | 1013,20                   | -                             |
| 195280 CONFIG                  | CONFIG                  | GROUND 200W-400W 5000K IP66 configurable lenses   | ■                      | 1048,40                   | -                             |
| 195280 DIM                     | DIM                     | GROUND 200W-400W 5000K 60° IP66 DIM               | ■                      | 1033,38                   | -                             |
| 195280 DALI/PUSH               | DALI/PUSH               | GROUND 200W-400W 5000K 60° IP66 DALI/PUSH         | ■                      | 1136,72                   | -                             |
| 195310                         | STANDARD                | TRAIL PLUS linear connector                       | □                      | 3,19                      | -                             |
| 195327                         | STANDARD                | GROUND 300W-600W 5000K 60° IP66                   | ■                      | 1508,95                   | -                             |
| 195327 CONFIG                  | CONFIG                  | GROUND 300W-600W 5000K IP66 configurable lenses   | ■                      | 1544,15                   | -                             |
| 195327 DIM                     | DIM                     | GROUND 300W-600W 5000K 60° IP66 DIM               | ■                      | 1529,13                   | -                             |
| 195327 DALI/PUSH               | DALI/PUSH               | GROUND 300W-600W 5000K 60° IP66 DALI/PUSH         | ■                      | 1682,04                   | -                             |
| 195334                         | STANDARD                | TRAIL PLUS orientation accessory                  | □                      | 3,35                      | -                             |
| 195365                         | STANDARD                | GROUND 400W-800W 5000K 60° IP66                   | ■                      | 2002,75                   | -                             |
| 195365 CONFIG                  | CONFIG                  | GROUND 400W-800W 5000K IP66 configurable lenses   | ■                      | 2037,95                   | -                             |
| 195365 DIM                     | DIM                     | GROUND 400W-800W 5000K 60° IP66 DIM               | ■                      | 2022,93                   | -                             |
| 195365 DALI/PUSH               | DALI/PUSH               | GROUND 400W-800W 5000K 60° IP66 DALI/PUSH         | ■                      | 2225,22                   | -                             |
| 195396                         | STANDARD                | ADVANCE XS 50W 4000K 60° IP65                     | ■                      | 233,90                    | 6                             |
| 195396 CONFIG                  | CONFIG                  | ADVANCE XS 50W IP65 configurable lenses, CCT      | ■                      | 269,10                    | -                             |
| 195396 DIM                     | DIM                     | ADVANCE XS 50W 4000K 60° IP65 DIM                 | ■                      | 280,70                    | -                             |
| 195396 DALI/PUSH               | DALI/PUSH               | ADVANCE XS 50W 4000K 60° IP65 DALI/PUSH           | ■                      | 308,80                    | -                             |
| 195402                         | STANDARD                | GROUND 500W-1100W 5000K 60° IP66                  | ■                      | 2486,20                   | -                             |
| 195402 CONFIG                  | CONFIG                  | GROUND 500W-1100W 5000K IP66 configurable lenses  | ■                      | 2521,40                   | -                             |
| 195402 DIM                     | DIM                     | GROUND 500W-1100W 5000K 60° IP66 DIM              | ■                      | 2506,38                   | -                             |
| 195402 DALI/PUSH               | DALI/PUSH               | GROUND 500W-1100W 5000K 60° IP66 DALI/PUSH        | ■                      | 2773,54                   | -                             |
| 195419                         | STANDARD                | ADVANCE S 100W-150W 4000K 60° IP65                | ■                      | 361,05                    | 3                             |
| 195419 CONFIG                  | CONFIG                  | ADVANCE S 100W-150W IP65 configurable lenses, CCT | ■                      | 396,25                    | -                             |
| 195419 DIM                     | DIM                     | ADVANCE S 100W-150W 4000K 60° IP65 DIM            | ■                      | 433,26                    | -                             |
| 195419 DALI/PUSH               | DALI/PUSH               | ADVANCE S 100W-150W 4000K 60° IP65 DALI/PUSH      | ■                      | 476,60                    | -                             |
| 195426                         | STANDARD                | ADVANCE M 200W-240W 4000K 60° IP65                | ■                      | 565,33                    | 3                             |
| 195426 CONFIG                  | CONFIG                  | ADVANCE M 200W-240W IP65 configurable lenses, CCT | ■                      | 600,53                    | -                             |
| 195426 DIM                     | DIM                     | ADVANCE M 200W-240W 4000K 60° IP65 DIM            | ■                      | 720,64                    | -                             |
| 195426 DALI/PUSH               | DALI/PUSH               | ADVANCE M 200W-240W 4000K 60° IP65 DALI/PUSH      | ■                      | 792,70                    | -                             |
| 195433                         | STANDARD                | ADVANCE L 300W-480W 4000K 60° IP65                | ■                      | 840,87                    | 1                             |
| 195433 CONFIG                  | CONFIG                  | ADVANCE L 300W-480W IP65 configurable lenses, CCT | ■                      | 876,10                    | -                             |
| 195433 DIM                     | DIM                     | ADVANCE L 300W-480W 4000K 60° IP65 DIM            | ■                      | 1051,35                   | -                             |
| 195433 DALI/PUSH               | DALI                    | ADVANCE L 300W-480W 4000K 60° IP65 DALI/PUSH      | ■                      | 1156,48                   | -                             |
| MC031V                         | STANDARD                | SENSOR MERRYTEK - ILINE - DRON                    | ■                      | 102,75                    | -                             |

# STREET LIGHTING

Alumbrado público: luminarias funcionales y ornamentales  
Street and road lighting: functional and ornamental luminaires



Se diferencian productos con sus distintas opciones:

**STANDARD:** Artículo estándar. Disponibilidad inmediata salvo rotura de stock.

**CONFIG:** Artículo configurable con cambio de CCT, lente y/o reflector. Corresponde a las diferentes referencias que se pueden configurar para cada producto según las instrucciones indicadas en Catálogo V1. Consultar disponibilidad y plazo de entrega.

**DIM:** Artículo con modo de regulación 1..10V. Consultar disponibilidad y plazo de entrega.

**DALI/PUSH:** Artículo con modo de regulación DALI o PUSH. Consultar disponibilidad y plazo de entrega.

The following products are defined by their different options:

**STANDARD:** Standard product. Immediate availability except in case of stockout.

**CONFIG:** Configurable product with different CCT, lenses and/or reflectors. It corresponds to the different references that may be configured for each product according to the instructions indicated on the Catalogue V1. Check availability and delivery time.

**DIM:** Product with 1..10V dimming function. Check availability and delivery time.

**DALI/PUSH:** Product with DALI or PUSH dimming function. Check availability and delivery time.

| Referencia<br>Reference | Opción<br>Option | Descripción<br>Description                                 | Color<br>Colour | PVP (€)<br>RRP (€) |
|-------------------------|------------------|--|-----------------|--------------------|
| <b>188558 C740 L4S</b>  | <b>STANDARD</b>  | <b>VILLA 20W-60W CRI&gt;70 4000K Type IV-S IP66</b>        | ■               | <b>442,80</b>      |
| 188558 CONFIG           | CONFIG           | VILLA configurable   | ■               | 492,00             |
| 188558 C740 L4S DIM     | STANDARD DIM     | VILLA 20W-60W CRI>70 4000K Type IV-S IP66 DIM              | ■               | 531,36             |
| 188558 CONFIG DIM       | CONFIG DIM       | VILLA configurable DIM                                     | ■               | 590,40             |
| <b>190773 C740 L3M</b>  | <b>STANDARD</b>  | <b>OVAL S 20W-50W CRI&gt;70 4000K Type III-M IP66</b>      | ■               | <b>317,25</b>      |
| 190773 CONFIG           | CONFIG           | OVAL S 20W-50W configurable                                | ■               | 352,50             |
| 190773 C740 L3M DIM     | STANDARD DIM     | OVAL S 20W-50W CRI>70 4000K Type III-M IP66 DIM            | ■               | 380,70             |
| 190773 CONFIG DIM       | CONFIG DIM       | OVAL S 20W-50W configurable DIM                            | ■               | 423,00             |
| <b>190780 C740 L3M</b>  | <b>STANDARD</b>  | <b>OVAL M 50W-100W CRI&gt;70 4000K Type III-M IP66</b>     | ■               | <b>380,21</b>      |
| 190780 CONFIG           | CONFIG           | OVAL M 50W-100W configurable                               | ■               | 422,46             |
| 190780 C740 L3M DIM     | STANDARD DIM     | OVAL M 50W-100W CRI>70 4000K Type III-M IP66 DIM           | ■               | 456,25             |
| 190780 CONFIG DIM       | CONFIG DIM       | OVAL M 50W-100W configurable DIM                           | ■               | 506,95             |
| <b>190988</b>           | <b>STANDARD</b>  | <b>URBAN PARK 45W 4000K 109° IP66</b>                      | ■               | <b>404,08</b>      |
| 190988 DIM              | DIM              | URBAN PARK 45W 4000K 109° IP66 DIM                         | ■               | 412,47             |
| <b>191282</b>           | <b>STANDARD</b>  | <b>BASIC 30W 5000K 70°x140° IP65</b>                       | ■               | <b>62,25</b>       |
| <b>191299</b>           | <b>STANDARD</b>  | <b>BASIC 30W 4000K 70°x140° IP65</b>                       | ■               | <b>62,25</b>       |
| <b>191312</b>           | <b>STANDARD</b>  | <b>BASIC arm adapter</b>                                   | ■               | <b>10,48</b>       |
| <b>191329</b>           | <b>STANDARD</b>  | <b>BASIC 30W 3000K 70°x140° IP65</b>                       | ■               | <b>62,25</b>       |
| <b>193033</b>           | <b>STANDARD</b>  | <b>BASIC linear adapter</b>                                | ■               | <b>10,62</b>       |
| <b>193071</b>           | <b>STANDARD</b>  | <b>BASIC column-arm adapter</b>                            | ■               | <b>22,36</b>       |
| <b>193309</b>           | <b>STANDARD</b>  | <b>BASIC 50W 4000K 70°x140° IP65</b>                       | ■               | <b>96,55</b>       |
| <b>193316</b>           | <b>STANDARD</b>  | <b>BASIC 50W 5000K 70°x140° IP65</b>                       | ■               | <b>96,55</b>       |
| <b>193323</b>           | <b>STANDARD</b>  | <b>BASIC 100W 4000K 70°x140° IP65</b>                      | ■               | <b>182,15</b>      |
| <b>193330</b>           | <b>STANDARD</b>  | <b>BASIC 100W 5000K 70°x140° IP65</b>                      | ■               | <b>182,15</b>      |
| <b>193347</b>           | <b>STANDARD</b>  | <b>BASIC column-arm adapter</b>                            | ■               | <b>27,65</b>       |
| <b>194238 C740 L3M</b>  | <b>STANDARD</b>  | <b>INSIGNIA M 50W-100W CRI&gt;70 4000K Type III-M IP66</b> | ■               | <b>368,87</b>      |
| 194238 CONFIG           | CONFIG           | INSIGNIA M 50W-100W configurable                           | ■               | 409,86             |
| 194238 C740 L3M DIM     | STANDARD DIM     | INSIGNIA M 50W-100WCRI>70 4000K Type III-M IP66 DIM        | ■               | 442,64             |
| 194238 CONFIG DIM       | CONFIG DIM       | INSIGNIA M 50W-100W configurable DIM                       | ■               | 491,83             |
| <b>194245 C740 L3M</b>  | <b>STANDARD</b>  | <b>INSIGNIA S 30W-50W CRI&gt;70 4000K Type III-M IP66</b>  | ■               | <b>309,20</b>      |
| 194245 CONFIG           | CONFIG           | INSIGNIA S 30W-50W configurable                            | ■               | 343,56             |
| 194245 C740 L3M DIM     | STANDARD DIM     | INSIGNIA S 30W-50W CRI>70 4000K Type III-M IP66 DIM        | ■               | 371,04             |
| 194245 CONFIG DIM       | CONFIG DIM       | INSIGNIA S 30W-50W configurable DIM                        | ■               | 412,27             |

# STREET LIGHTING


Alumbrado público: luminarias funcionales y ornamentales  
Street and road lighting: functional and ornamental luminaires



| Referencia<br><i>Reference</i> | Opción<br><i>Option</i> | Descripción<br><i>Description</i>                          | Color<br><i>Colour</i> | PVP (€)<br><i>RRP (€)</i> |
|--------------------------------|-------------------------|--|------------------------|---------------------------|
| <b>194511</b>                  | <b>STANDARD</b>         | <b>MODULOS 20W-60W CRI&gt;70 4000K Type IV-S IP66</b>      | ■                      | <b>58,20</b>              |
| <b>194528</b>                  | <b>STANDARD</b>         | <b>MODULOS 20W-60W CRI&gt;70 3000K Type IV-S IP66</b>      | ■                      | <b>58,20</b>              |
| <b>194535</b>                  | <b>STANDARD</b>         | <b>MODULOS 20W-60W CRI&gt;70 5000K Type IV-S IP66</b>      | ■                      | <b>58,20</b>              |
| <b>194702 C740 L3M</b>         | <b>STANDARD</b>         | <b>INSIGNIA XS 10W-30W CRI&gt;70 4000K Type III-M IP66</b> | ■                      | <b>248,30</b>             |
| 194702 CONFIG                  | CONFIG                  | INSIGNIA XS 10W-30W IP66 configurable                      | ■                      | 275,90                    |
| 194702 C740 L3M DIM            | STANDARD DIM            | INSIGNIA XS 10W-30W CRI>70 4000K Type III-M IP66 DIM       | ■                      | 297,96                    |
| 194702 CONFIG DIM              | CONFIG DIM              | INSIGNIA XS 10W-30W IP66 configurable DIM                  | ■                      | 331,08                    |
| <b>194726 C740 L3M</b>         | <b>STANDARD</b>         | <b>PLANA S 20W-50W CRI&gt;70 4000K Type III-M IP66</b>     | ■                      | <b>299,98</b>             |
| 194726 CONFIG                  | CONFIG                  | PLANA S 20W-50W IP66 configurable                          | ■                      | 333,30                    |
| 194726 C740 L3M DIM            | STANDARD DIM            | PLANA S 20W-50W CRI>70 4000K Type III-M IP66 DIM           | ■                      | 359,97                    |
| 194726 CONFIG DIM              | CONFIG DIM              | PLANA S 20W-50W IP66 configurable DIM                      | ■                      | 399,96                    |
| <b>194733 C740 L3M</b>         | <b>STANDARD</b>         | <b>PLANA M 50W-90W CRI&gt;70 4000K Type III-M IP66</b>     | ■                      | <b>377,15</b>             |
| 194733 CONFIG                  | CONFIG                  | PLANA M 50W-90W IP66 configurable                          | ■                      | 418,98                    |
| 194733 C740 L3M DIM            | STANDARD DIM            | PLANA M 50W-90W CRI>70 4000K Type III-M IP66 DIM           | ■                      | 452,58                    |
| 194733 CONFIG DIM              | CONFIG DIM              | PLANA M 50W-90W IP66 configurable DIM                      | ■                      | 502,77                    |
| <b>194740 C740 L3M</b>         | <b>STANDARD</b>         | <b>PLANA L 90W-150W CRI&gt;70 4000K Type III-M IP66</b>    | ■                      | <b>390,20</b>             |
| 194740 CONFIG                  | CONFIG                  | PLANA L 90W-150W IP66 configurable                         | ■                      | 433,56                    |
| 194740 C740 L3M DIM            | STANDARD DIM            | PLANA L 90W-150W CRI>70 4000K Type III-M IP66 DIM          | ■                      | 468,24                    |
| 194740 CONFIG DIM              | CONFIG DIM              | PLANA L 90W-150W IP66 configurable DIM                     | ■                      | 520,27                    |
| <b>195037 C740 L4S</b>         | <b>STANDARD</b>         | <b>PARK ROUND 20W-60W CRI&gt;70 4000K Type IV-S IP66</b>   | ■                      | <b>322,60</b>             |
| 195037 CONFIG                  | CONFIG                  | PARK ROUND configurable                                    | ■                      | 430,15                    |
| 195037 C740 L4S DIM            | STANDARD DIM            | PARK ROUND 20W-60W CRI>70 4000K Type IV-S IP66 DIM         | ■                      | 387,12                    |
| 195037 CONFIG DIM              | CONFIG DIM              | PARK ROUND configurable DIM                                | ■                      | 516,18                    |
| <b>195440</b>                  | <b>STANDARD</b>         | <b>MODULOS 60W-100W CRI&gt;70 3000K Type IV-S IP66</b>     | ■                      | <b>100,60</b>             |
| <b>195457</b>                  | <b>STANDARD</b>         | <b>MODULOS 60W-100W CRI&gt;70 4000K Type IV-S IP66</b>     | ■                      | <b>100,60</b>             |
| <b>195464</b>                  | <b>STANDARD</b>         | <b>MODULOS 60W-100W CRI&gt;70 5000K Type IV-S IP66</b>     | ■                      | <b>100,60</b>             |
| <b>196409 C740 L3M</b>         | <b>STANDARD</b>         | <b>PARK CITY 20W-80W CRI&gt;70 4000K Type III-M IP66</b>   | ■                      | <b>472,60</b>             |
| 196409 CONFIG                  | CONFIG                  | PARK CITY 20W-80W configurable                             | ■                      | 566,76                    |
| 196409 C740 L3M DIM            | STANDARD DIM            | PARK CITY 20W-80W CRI>70 4000K Type III-M IP66 DIM         | ■                      | 567,12                    |
| 196409 CONFIG DIM              | CONFIG DIM              | PARK CITY 20W-80W configurable DIM                         | ■                      | 680,11                    |
| <b>196416 C740 L4S</b>         | <b>STANDARD</b>         | <b>FERNANDINO 20W-60W CRI&gt;70 4000K Type IV-S IP66</b>   | ■                      | <b>454,90</b>             |
| 196416 CONFIG                  | CONFIG                  | FERNANDINO configurable                                    | ■                      | 505,44                    |
| 196416 C740 L4S DIM            | STANDARD DIM            | FERNANDINO 20W-60W CRI>70 4000K Type IV-S IP66 DIM         | ■                      | 545,88                    |
| 196416 CONFIG DIM              | CONFIG DIM              | FERNANDINO configurable DIM                                | ■                      | 606,53                    |
| <b>196423</b>                  | <b>STANDARD</b>         | <b>VILLA adapter</b>                                       | ■                      | <b>35,60</b>              |
| <b>RETROFIT</b>                | <b>STANDARD</b>         | <b>RETROFIT 20W-60W CRI&gt;70 Type IV-S</b>                | -                      | <b>260,28</b>             |
| RETROFIT DIM                   | DIM                     | RETROFIT 20W-60W CRI>70 Type IV-S DIM                      | -                      | 290,20                    |

# COMMERCIAL LIGHTING

Iluminación para el mercado de consumo: lámparas, plafones, tubos...  
Lighting for the consumer market: lamps, tubes, ceiling-lamps...

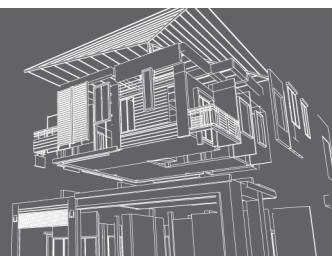


| Referencia<br><i>Reference</i> | Opción<br><i>Option</i> | Descripción<br><i>Description</i>        | Color<br><i>Colour</i> | PVP (€)<br><i>RRP (€)</i> | Embalajes<br><i>Packaging</i> |
|--------------------------------|-------------------------|--|------------------------|---------------------------|-------------------------------|
| 184321                         | STANDARD                | DUNA 20W 4500K 270° IP20                 | ☐                      | 27,95                     | 8                             |
| 185366                         | STANDARD                | OMNI GLOBE 12W E27 3000K 360° IP20       | ☐                      | 11,76                     | 25                            |
| 185373                         | STANDARD                | OMNI LED 7W E27 3000K 360° IP20          | ☐                      | 3,91                      | 50                            |
| 185472                         | STANDARD                | SHOP ALU 12W G53 3000K 45° IP20          | ☐                      | DESCAT                    | -                             |
| 185519                         | STANDARD                | SATURN 20W 4500K 160° IP20               | ☐                      | 22,18                     | 10                            |
| 185762                         | STANDARD                | REFLECT 12W E27 3000K 180° IP20 R90      | ☐                      | 20,41                     | 25                            |
| 185779                         | STANDARD                | PAR 10W E27 3000K 45° IP65               | ☐                      | 13,97                     | 25                            |
| 185786                         | STANDARD                | PAR 15W E27 3000K 45° IP65               | ☐                      | 22,08                     | 20                            |
| 185908                         | STANDARD                | DICRO CLASSIC 6W GU10 3000K 120° IP20    | ☐                      | 3,63                      | 50                            |
| 185915                         | STANDARD                | DICRO CLASSIC 6W GU10 4000K 120° IP20    | ☐                      | 3,63                      | 50                            |
| 185922                         | STANDARD                | DICRO CLASSIC 6W MR16 3000K 120° IP20    | ☐                      | 5,88                      | 50                            |
| 185939                         | STANDARD                | DICRO CLASSIC 6W MR16 4000K 120° IP20    | ☐                      | 5,88                      | 50                            |
| 185953                         | STANDARD                | OMNI GLOBE 15W E27 3000K 360° IP20       | ☐                      | 15,65                     | 20                            |
| 186097                         | STANDARD                | ESSENTIAL LINE 6W E14 3000K 270° IP20    | ☐                      | 3,35                      | 50                            |
| 186127                         | STANDARD                | SUPRA 36W E27 5000K 360° IP65            | ☐                      | 110,66                    | 28                            |
| 186134                         | STANDARD                | SUPRA 45W E40 5000K 360° IP65            | ☐                      | 122,96                    | 28                            |
| 186288                         | STANDARD                | DUNA SENSOR 15W 4500K 160° IP20          | ☐                      | 48,07                     | 8                             |
| 186608                         | STANDARD                | DICRO STAR 8W GU10 3000K 60° IP20        | ☐                      | 5,59                      | 50                            |
| 186615                         | STANDARD                | REFLECT 12W E27 3000K 180° IP20 R80      | ☐                      | 21,45                     | 50                            |
| 186660                         | STANDARD                | LINEAL LED 8W R7s 4000K 360° IP20        | ☐                      | 42,76                     | 10                            |
| 186707                         | STANDARD                | DICRO CLASSIC 6W GU10 3000K 60° IP20     | ☐                      | 5,31                      | 50                            |
| 187223                         | STANDARD                | SLIM 18W 4500K 120° IP20                 | ☐                      | 17,33                     | 10                            |
| 187230                         | STANDARD                | SLIM 36W 4500K 120° IP20                 | ☐                      | 27,67                     | 10                            |
| 187247                         | STANDARD                | SLIM 45W 4500K 120° IP20                 | ☐                      | 35,21                     | 10                            |
| 187339                         | STANDARD                | SLIM suspension kit                      | -                      | 8,28                      | -                             |
| 187360                         | STANDARD                | CAPSULED 2W G4 3000K 360° IP20           | ☐                      | 6,71                      | 100                           |
| 187377                         | STANDARD                | CAPSULED 2W G4 4000K 360° IP20           | ☐                      | 6,71                      | 100                           |
| 187384                         | STANDARD                | CAPSULED 3W G9 3000K 360° IP20           | ☐                      | 8,02                      | 100                           |
| 187391                         | STANDARD                | CAPSULED 3W G9 4000K 360° IP20           | ☐                      | 8,02                      | 100                           |
| 187445                         | STANDARD                | FILAMENTO CLASSIC 8W E27 2700K 360° IP20 | ☐                      | 13,29                     | 20                            |
| 187476                         | STANDARD                | OMNI LED 12W E27 3000K 360° IP20         | ☐                      | 4,81                      | 50                            |
| 187599                         | STANDARD                | OMNI LED 12W E27 4000K 360° IP20         | ☐                      | 4,81                      | 50                            |
| 187681                         | STANDARD                | FILAMENTO CLASSIC 8W E27 2700K 360° IP20 | ☐                      | 8,78                      | 40                            |
| 187704                         | STANDARD                | OMNI LED 5W E14 3000K 360° IP20          | ☐                      | 3,64                      | 50                            |
| 187711                         | STANDARD                | OMNI LED 5W E14 4000K 360° IP20          | ☐                      | 3,64                      | 50                            |
| 187728                         | STANDARD                | OMNI LED 5W E27 3000K 360° IP20          | ☐                      | 3,35                      | 50                            |
| 187735                         | STANDARD                | OMNI LED 5W E27 4000K 360° IP20          | ☐                      | 3,35                      | 50                            |
| 187742                         | STANDARD                | OMNI LED 5W E14 3000K 360° IP20          | ☐                      | 3,35                      | 50                            |
| 187759                         | STANDARD                | OMNI LED 5W E14 4000K 360° IP20          | ☐                      | DESCAT                    | -                             |
| 187902                         | STANDARD                | ESSENTIAL LINE 10W E27 3000K 270° IP20   | ☐                      | 3,47                      | 50                            |
| 187919                         | STANDARD                | ESSENTIAL LINE 10W E27 6000K 270° IP20   | ☐                      | 3,47                      | 50                            |
| 188022                         | STANDARD                | ESSENTIAL LINE 6W E14 4500K 270° IP20    | ☐                      | 3,35                      | 50                            |
| 188039                         | STANDARD                | ESSENTIAL LINE 6W E27 4500K 270° IP20    | ☐                      | 3,35                      | 50                            |



# COMMERCIAL LIGHTING

Iluminación para el mercado de consumo: lámparas, plafones, tubos...  
Lighting for the consumer market: lamps, tubes, ceiling-lamps...

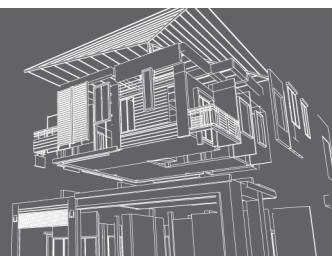


| Referencia<br><i>Reference</i> | Opción<br><i>Option</i> | Descripción<br><i>Description</i>        | Color<br><i>Colour</i> | PVP (€)<br><i>RRP (€)</i> | Embalajes<br><i>Packaging</i> |
|--------------------------------|-------------------------|--|------------------------|---------------------------|-------------------------------|
| 188046                         | STANDARD                | ESSENTIAL LINE 6W E14 4500K 270° IP20    | □                      | 3,35                      | 50                            |
| 188053                         | STANDARD                | ESSENTIAL LINE 10W E27 4500K 270° IP20   | □                      | 3,47                      | 50                            |
| 188107                         | STANDARD                | OMNI LED 7W E27 4000K 360° IP20          | □                      | 3,91                      | 50                            |
| 188114                         | STANDARD                | DICRO STAR 8W GU10 4000K 60° IP20        | □                      | 5,59                      | 50                            |
| 188121                         | STANDARD                | SHOP 15W GU10 2700K 45° IP20             | □                      | 23,47                     | 25                            |
| 188138                         | STANDARD                | SHOP 15W GU10 4000K 45° IP20             | □                      | 23,47                     | 25                            |
| 188206                         | STANDARD                | POWER LED 16W E27 3000K 270° IP20        | □                      | 13,97                     | 50                            |
| 188213                         | STANDARD                | POWER LED 16W E27 4000K 270° IP20        | □                      | 13,97                     | 50                            |
| 188220                         | STANDARD                | POWER LED 16W E27 6000K 270° IP20        | □                      | 13,97                     | 50                            |
| 188237                         | STANDARD                | POWER LED 20W E27 3000K 270° IP20        | □                      | 19,56                     | 50                            |
| 188244                         | STANDARD                | POWER LED 20W E27 4000K 270° IP20        | □                      | 19,56                     | 50                            |
| 188251                         | STANDARD                | POWER LED 20W E27 6000K 270° IP20        | □                      | 19,56                     | 50                            |
| 188268                         | STANDARD                | AVANTI 15W 4000K 120° IP65               | □                      | 19,56                     | 10                            |
| 188275                         | STANDARD                | AVANTI 15W 4000K 120° IP65               | □                      | 19,56                     | 10                            |
| 188299                         | STANDARD                | ESSENTIAL LINE 6W E14 3000K 270° IP20    | □                      | 3,35                      | 50                            |
| 188305                         | STANDARD                | ESSENTIAL LINE 6W E27 3000K 270° IP20    | □                      | 3,35                      | 50                            |
| 188589                         | STANDARD                | EXITLIGHT 1,5W IP20                      | □                      | 29,62                     | 20                            |
| 188596                         | STANDARD                | EXITLIGHT 3W IP20                        | □                      | 37,45                     | 20                            |
| 188602                         | STANDARD                | EXITLIGHT accesory frame                 | □                      | 2,01                      | 20                            |
| 188862                         | STANDARD                | DICRO STAR 8W GU10 3000K 60° IP20 DIM    | □                      | 11,76                     | 50                            |
| 188879                         | STANDARD                | DICRO STAR 8W GU10 4000K 60° IP20 DIM    | □                      | 11,76                     | 50                            |
| 188930                         | STANDARD                | MARKET MEAT 18W PINK 330° IP20           | ■                      | 30,24                     | 25                            |
| 188947                         | STANDARD                | MARKET MEAT 22W PINK 330° IP20           | ■                      | 40,02                     | 25                            |
| 188954                         | STANDARD                | MARKET BREAD 18W 2700K 330° IP20         | ■                      | 28,34                     | 25                            |
| 188961                         | STANDARD                | MARKET BREAD 22W 2700K 330° IP20         | ■                      | 37,11                     | 25                            |
| 188978                         | STANDARD                | MARKET FRUIT 18W 4000K 330° IP20         | ■                      | 28,34                     | 25                            |
| 188985                         | STANDARD                | MARKET FRUIT 22W 4000K 330° IP20         | ■                      | 37,11                     | 25                            |
| 188992                         | STANDARD                | MARKET FISH 18W 6500K 330° IP20          | ■                      | 28,34                     | 25                            |
| 189005                         | STANDARD                | MARKET FISH 22W 6500K 330° IP20          | ■                      | 37,11                     | 25                            |
| 189067                         | STANDARD                | SUPRA 30W E27 5000K 360° IP65            | □                      | 78,25                     | 40                            |
| 189074                         | STANDARD                | SUPRA 30W E40 5000K 360° IP65            | □                      | 78,25                     | 40                            |
| 189289                         | STANDARD                | CLEAR ECO 9W 4000K 330° IP20             | □                      | 6,09                      | 25                            |
| 189296                         | STANDARD                | CLEAR ECO 9W 6000K 330° IP20             | □                      | 6,09                      | 25                            |
| 189302                         | STANDARD                | CLEAR ECO 18W 4000K 330° IP20            | □                      | 7,88                      | 25                            |
| 189319                         | STANDARD                | CLEAR ECO 18W 6000K 330° IP20            | □                      | 7,88                      | 25                            |
| 189326                         | STANDARD                | CLEAR ECO 24W 4000K 330° IP20            | □                      | 10,40                     | 25                            |
| 189333                         | STANDARD                | CLEAR ECO 24W 6000K 330° IP20            | □                      | 10,40                     | 25                            |
| 189371                         | STANDARD                | DICRO MAGNUM 12W GU10 3000K 60° IP20     | □                      | 11,18                     | 50                            |
| 189388                         | STANDARD                | DICRO MAGNUM 12W GU10 4000K 60° IP20     | □                      | 11,18                     | 50                            |
| 189753                         | STANDARD                | FILAMENTO CLASSIC 8W E27 2700K 360° IP20 | □                      | 6,15                      | 50                            |
| 189760                         | STANDARD                | FILAMENTO CLASSIC 8W E27 4000K 360° IP20 | □                      | 6,15                      | 50                            |
| 189777                         | STANDARD                | FILAMENTO CLASSIC 8W E27 2700K 360° IP20 | □                      | 6,15                      | 50                            |
| 189784                         | STANDARD                | FILAMENTO CLASSIC 8W E27 4000K 360° IP20 | □                      | 6,15                      | 50                            |



# COMMERCIAL LIGHTING


Iluminación para el mercado de consumo: lámparas, plafones, tubos...  
Lighting for the consumer market: lamps, tubes, ceiling-lamps...



| Referencia<br><i>Reference</i> | Opción<br><i>Option</i> | Descripción<br><i>Description</i>        | Color<br><i>Colour</i> | PVP (€)<br><i>RRP (€)</i> | Embalajes<br><i>Packaging</i> |
|--------------------------------|-------------------------|--|------------------------|---------------------------|-------------------------------|
| 189791                         | STANDARD                | FILAMENTO CLASSIC 5W E14 2700K 360° IP20 | □                      | 5,48                      | 50                            |
| 189807                         | STANDARD                | FILAMENTO CLASSIC 5W E14 4000K 360° IP20 | □                      | 5,48                      | 50                            |
| 189814                         | STANDARD                | FILAMENTO CLASSIC 5W E14 2700K 360° IP20 | □                      | 5,48                      | 50                            |
| 189821                         | STANDARD                | FILAMENTO CLASSIC 5W E14 4000K 360° IP20 | □                      | 5,48                      | 50                            |
| 189838                         | STANDARD                | FILAMENTO CLASSIC 5W E27 2700K 360° IP20 | □                      | 5,48                      | 50                            |
| 189845                         | STANDARD                | FILAMENTO CLASSIC 5W E27 4000K 360° IP20 | □                      | 5,48                      | 50                            |
| 189852                         | STANDARD                | FILAMENTO CLASSIC 5W E27 2700K 360° IP20 | □                      | 5,48                      | 50                            |
| 189869                         | STANDARD                | FILAMENTO CLASSIC 5W E27 4000K 360° IP20 | □                      | 5,48                      | 50                            |
| 189876                         | STANDARD                | FILAMENTO CLASSIC 5W E14 2700K 360° IP20 | □                      | 5,48                      | 50                            |
| 189883                         | STANDARD                | FILAMENTO CLASSIC 5W E14 4000K 360° IP20 | □                      | 5,48                      | 50                            |
| 189890                         | STANDARD                | FILAMENTO CLASSIC 5W E14 2700K 360° IP20 | □                      | 5,76                      | 50                            |
| 189906                         | STANDARD                | FILAMENTO CLASSIC 5W E14 4000K 360° IP20 | □                      | 5,76                      | 50                            |
| 189913                         | STANDARD                | FILAMENTO CLASSIC 5W E14 2200K 360° IP20 | □                      | 5,87                      | 50                            |
| 189920                         | STANDARD                | FILAMENTO CLASSIC 8W E27 2700K 360° IP20 | □                      | 8,78                      | 40                            |
| 189937                         | STANDARD                | FILAMENTO CLASSIC 8W E27 2200K 360° IP20 | □                      | 10,28                     | 40                            |
| 189944                         | STANDARD                | FILAMENTO CLASSIC 8W E27 4000K 360° IP20 | □                      | 13,29                     | 20                            |
| 189951                         | STANDARD                | FILAMENTO CLASSIC 8W E27 2200K 360° IP20 | □                      | 14,80                     | 20                            |
| 189968                         | STANDARD                | CAPSULED 5W G9 3000K 360° IP20           | □                      | 5,46                      | 100                           |
| 189975                         | STANDARD                | CAPSULED 5W G9 4000K 360° IP20           | □                      | 5,46                      | 100                           |
| 189982                         | STANDARD                | CAPSULED 8W G9 3000K 360° IP20           | □                      | 9,27                      | 100                           |
| 189999                         | STANDARD                | CAPSULED 8W G9 4000K 360° IP20           | □                      | 9,27                      | 100                           |
| 190001                         | STANDARD                | LINEAL LED 6W R7s 3000K 360° IP20        | □                      | 12,58                     | 50                            |
| 190018                         | STANDARD                | LINEAL LED 6W R7s 4500K 360° IP20        | □                      | 12,58                     | 50                            |
| 190025                         | STANDARD                | LINEAL LED 10W R7s 3000K 360° IP20       | □                      | 15,65                     | 50                            |
| 190032                         | STANDARD                | LINEAL LED 10W R7s 4500K 360° IP20       | □                      | 15,65                     | 50                            |
| 190049                         | STANDARD                | AVANTI 20W 4000K 120° IP65               | □                      | 25,15                     | 10                            |
| 190056                         | STANDARD                | AVANTI 20W 4000K 120° IP65               | □                      | DESCAT                    | -                             |
| 190544                         | STANDARD                | AVANTI 20W 3000K 120° IP65               | □                      | 25,15                     | 10                            |
| 190551                         | STANDARD                | AVANTI 20W 4000K 120° IP65               | □                      | DESCAT                    | -                             |
| 190902                         | STANDARD                | TERA 30W E27 5000K 180° IP20             | □                      | 21,25                     | 20                            |
| 190926                         | STANDARD                | PAD 20W 4000K 110° IP65                  | □                      | 27,39                     | 20                            |
| 190933                         | STANDARD                | PAD 30W 4000K 110° IP65                  | □                      | 41,64                     | 20                            |
| 190940                         | STANDARD                | PAD 50W 4000K 110° IP65                  | □                      | 57,57                     | 20                            |
| 192074                         | STANDARD                | ULTRASLIM 36W 4500K 160° IP20            | □                      | 87,60                     | 6                             |
| 192081                         | STANDARD                | ULTRASLIM 48W 4500K 160° IP20            | □                      | 111,88                    | 6                             |
| 192098                         | STANDARD                | ULTRASLIM 32W 4500K 160° IP20            | □                      | 59,51                     | 6                             |
| 192104                         | STANDARD                | ULTRASLIM 40W 4500K 160° IP20            | □                      | 83,79                     | 6                             |
| 192111                         | STANDARD                | ULTRASLIM 48W 4500K 160° IP20            | □                      | 98,08                     | 6                             |
| 193583                         | STANDARD                | AVANZATO 10W 4000K 120° IP54 black       | ■                      | 18,72                     | 12                            |
| 193590                         | STANDARD                | AVANZATO 10W 4000K 120° IP54 white       | □                      | DESCAT                    | -                             |
| 193606                         | STANDARD                | AVANZATO 10W 4000K 120° IP54 black       | ■                      | 23,47                     | 12                            |
| 193613                         | STANDARD                | AVANZATO 10W 4000K 120° IP54 white       | □                      | DESCAT                    | -                             |
| 193620                         | STANDARD                | AVANZATO 10W 4000K 120° IP54 black       | ■                      | 25,15                     | 12                            |

# COMMERCIAL LIGHTING

Iluminación para el mercado de consumo: lámparas, plafones, tubos...  
Lighting for the consumer market: lamps, tubes, ceiling-lamps...




| Referencia<br><i>Reference</i> | Opción<br><i>Option</i> | Descripción<br><i>Description</i>               | Color<br><i>Colour</i> | PVP (€)<br><i>RRP (€)</i> | Embalajes<br><i>Packaging</i> |
|--------------------------------|-------------------------|---|------------------------|---------------------------|-------------------------------|
| 193637                         | STANDARD                | AVANZATO 10W 4000K 120° IP54 white              | □                      | DESCAT                    | -                             |
| 193644                         | STANDARD                | AVANZATO SENSOR 10W 4000K 120° IP54 black       | ■                      | DESCAT                    | -                             |
| 193651                         | STANDARD                | AVANZATO SENSOR 10W 4000K 120° IP54 white       | □                      | DESCAT                    | -                             |
| 193668                         | STANDARD                | AVANZATO SENSOR 10W 4000K 120° IP54 black       | ■                      | DESCAT                    | -                             |
| 193675                         | STANDARD                | AVANZATO SENSOR 10W 4000K 120° IP54 white       | □                      | DESCAT                    | -                             |
| 193682                         | STANDARD                | AVANZATO SENSOR 10W 4000K 120° IP54 black       | ■                      | DESCAT                    | -                             |
| 193699                         | STANDARD                | AVANZATO SENSOR 10W 4000K 120° IP54 white       | □                      | DESCAT                    | -                             |
| 194252                         | STANDARD                | MASCONNECTIVITY 9W E27 RGB+2700-6500K 200° IP20 | ■ ■ ■ ■ ■              | 42,14                     | 10                            |
| 194269                         | STANDARD                | MASCONNECTIVITY 5W E14 2700-6500K 200° IP20     | □ ■                    | 39,35                     | 10                            |
| 194276                         | STANDARD                | MASCONNECTIVITY 5W GU10 RGB+2700K 100° IP20     | ■ ■ ■ ■ □              | 38,23                     | 10                            |
| 194283                         | STANDARD                | MASCONNECTIVITY 5W GU10 2700-6500K 100° IP20    | □ ■                    | 39,35                     | 10                            |
| 196508                         | STANDARD                | ECO 10W 3000K 120° IP66                         | ■                      | 13,97                     | 20                            |
| 196515                         | STANDARD                | ECO 10W 4000K 120° IP66                         | ■                      | 13,97                     | 20                            |
| 196522                         | STANDARD                | ECO 10W 5000K 120° IP66                         | ■                      | 13,97                     | 20                            |
| 196539                         | STANDARD                | ECO 20W 3000K 120° IP66                         | ■                      | 19,56                     | 20                            |
| 196546                         | STANDARD                | ECO 20W 4000K 120° IP66                         | ■                      | 19,56                     | 20                            |
| 196553                         | STANDARD                | ECO 20W 5000K 120° IP66                         | ■                      | 19,56                     | 20                            |
| 196560                         | STANDARD                | ECO 30W 3000K 120° IP66                         | ■                      | 26,27                     | 10                            |
| 196577                         | STANDARD                | ECO 30W 4000K 120° IP66                         | ■                      | 26,27                     | 10                            |
| 196584                         | STANDARD                | ECO 30W 5000K 120° IP66                         | ■                      | 26,27                     | 10                            |
| 196591                         | STANDARD                | ECO 50W 3000K 120° IP66                         | ■                      | 36,33                     | 10                            |
| 196607                         | STANDARD                | ECO 50W 4000K 120° IP66                         | ■                      | 36,33                     | 10                            |
| 196614                         | STANDARD                | ECO 50W 5000K 120° IP66                         | ■                      | 36,33                     | 10                            |
| 196621                         | STANDARD                | ECO 100W 3000K 120° IP66                        | ■                      | 75,45                     | 5                             |
| 196638                         | STANDARD                | ECO 100W 4000K 120° IP66                        | ■                      | 75,45                     | 5                             |
| 196645                         | STANDARD                | ECO 100W 5000K 120° IP66                        | ■                      | 75,45                     | 5                             |
| 196652                         | STANDARD                | ECO 150W 3000K 120° IP66                        | ■                      | 111,78                    | 5                             |
| 196669                         | STANDARD                | ECO 150W 4000K 120° IP66                        | ■                      | 111,78                    | 5                             |
| 196676                         | STANDARD                | ECO 150W 5000K 120° IP66                        | ■                      | 111,78                    | 5                             |
| 196683                         | STANDARD                | ECO 200W 3000K 120° IP66                        | ■                      | 139,73                    | 4                             |
| 196690                         | STANDARD                | ECO 200W 4000K 120° IP66                        | ■                      | 139,73                    | 4                             |
| 196706                         | STANDARD                | ECO 200W 5000K 120° IP66                        | ■                      | 139,73                    | 4                             |
| E1/E2/E3/E4                    | STANDARD                | EXITLIGHT vinils                                | -                      | 0,84                      | 20                            |

# ELECTRIC MOBILITY

Cargadores de vehículos eléctricos, cables, conectores  
Chargers for electric vehicles, charging cables, connectors



| Referencia<br><i>Reference</i> | Descripción<br><i>Description</i>  | PVP (€)<br><i>RRP (€)</i> |
|--------------------------------|--|---------------------------|
| BS-B10-BA-3.6KW                | Estación de carga monofásica 16A Tipo 2 + Enchufe<br><i>EV charging station single-phase 16A Type 2 + Plug</i>                   | 1638,00                   |
| BS-B10-BA-7.2KW                | Estación de carga monofásica 32A Tipo 2 + Enchufe<br><i>EV charging station single-phase 32A Type 2 + Plug</i>                   | 1638,00                   |
| BS-B10-BA-11KW                 | Estación de carga trifásica 16A Tipo 2 + Enchufe<br><i>EV charging station three-phase 16A Type 2 + Plug</i>                     | 2047,50                   |
| BS-B10-BA-22KW                 | Estación de carga trifásica 32A Tipo 2 + Enchufe<br><i>EV charging station three-phase 32A Type 2 + Plug</i>                     | 2047,50                   |
| BS-B10-BC-3.6KW                | Estación de carga monofásica 16A Tipo 2 + Cable<br><i>EV charging station single-phase 16A Type 2 + Cable</i>                    | 1725,75                   |
| BS-B10-BC-7.2KW                | Estación de carga monofásica 32A Tipo 2 + Cable<br><i>EV charging station single-phase 32A Type 2 + Cable</i>                    | 1725,75                   |
| BS-B10-BC-11KW                 | Estación de carga trifásica 16A Tipo 2 + Cable<br><i>EV charging station three-phase 16A Type 2 + Cable</i>                      | 2135,25                   |
| BS-B10-BC-22KW                 | Estación de carga trifásica 32A Tipo 2 + Cable<br><i>EV charging station three-phase 32A Type 2 + Cable</i>                      | 2135,25                   |
| BS-B10-CP                      | Poste para estación de carga<br><i>Pole for charging station</i>   | 468,00                    |
| BS-CHC001                      | Cable de carga monofásico 16A Tipo 2 a Tipo 2 (5m)<br><i>Charging cable single-phase 16A Type2 to Type2 (5m)</i>                 | 561,60                    |
| BS-CHC002                      | Cable de carga trifásico 16A Tipo 2 a Tipo 2 (5m)<br><i>Charging cable three-phase 16A Type2 to Type2 (5m)</i>                   | 585,00                    |
| BS-CHC003                      | Cable de carga monofásico 32A Tipo 2 a Tipo 2 (5m)<br><i>Charging cable single-phase 32A Type2 to Type2 (5m)</i>                 | 567,45                    |
| BS-CHC004                      | Cable de carga trifásico 32A Tipo 2 a Tipo 2 (5m)<br><i>Charging cable three-phase 32A Type2 to Type2 (5m)</i>                   | 643,50                    |
| BS-CHC007                      | Cable de carga 16A Tipo 1 a Tipo 2 (5m)<br><i>Charging cable 16A Type1 to Type2 (5m)</i>   | 503,10                    |
| BS-CHC008                      | Cable de carga 32A Tipo 1 a Tipo 2 (5m)<br><i>Charging cable 32A Type1 to Type2 (5m)</i>   | 526,50                    |
| BS-PCD030                      | Cargador portátil ajustable 10A/16A + Conector Tipo 1 o 2<br><i>Portable charger, 10A/16A adjustable + Type1/Type2 connector</i> | 1257,75                   |



A Miño Iluminación S.L. brand  
Estrada A Coruña 107 · 27003 Lugo  
+34 982263026 · comercial@maslighting.com  
[www.maslighting.com](http://www.maslighting.com)